

**Introductory sub-table (I)(a)**

**Name of the Company:**  
**Scrip Code, Name of the scrip, class of security:**  
**Quarter ended:**

HARIGANGA MACHINERIES AND ENGINEERING SERVICES LTD  
 18096  
 30/06/2015

<b>Partly paid-up shares:-</b>	<b>No. of partly paid-up shares</b>	<b>As a % of total no. of partly paid-up shares</b>	<b>As a % of total no. of shares of the company</b>
Held by promoter/promoter group	NIL	NIL	NIL
Held by public	NIL	NIL	NIL
<b>Total - D</b>	<b>NIL</b>	<b>NIL</b>	<b>NIL</b>

<b>Outstanding convertible securities:-</b>	<b>No. of outstanding securities</b>	<b>As a % of total no. of outstanding convertible securities</b>	<b>As a % of total no. of shares of the company, assuming full conversion of the convertible securities</b>
Held by promoter/promoter group	NIL	NIL	NIL
Held by public	NIL	NIL	NIL
<b>Total - E</b>	<b>NIL</b>	<b>NIL</b>	<b>NIL</b>

<b>Warrants:-</b>	<b>No. of warrants</b>	<b>As a % of total no. of warrants</b>	<b>As a % of total no. of shares of the company, assuming full conversion of warrants</b>
Held by promoter/promoter group	NIL	NIL	NIL
Held by public	NIL	NIL	NIL
<b>Total - F</b>	<b>NIL</b>	<b>NIL</b>	<b>NIL</b>

**Total paid-up capital of the company, assuming full conversion of warrants and convertible securities** **4692500**



**Statement Showing Shareholding Pattern**


Company Name: HARI GANGA MACHINERIES AND ENGINEERING SERVICES LTD

**Table (I)(a)**

Category code	Category of Shareholder	Number of Shareholders	Total number of shares	Number or shares held in dematerialized form	Total shareholding as a percentage of total number of shares		Shares Pledged or otherwise encumbered	
					As a percentage of (A+B)1	As a percentage of (A+B+C)	Number of shares	As a percentage (IX)= (VIII)/(IV)*100
(I)	(II)	(III)	(IV)	(V)	(VI)	(VII)	(VIII)	(IX)
<b>(A)</b>	<b>Shareholding of Promoter and Promoter Group2</b>							
	<b>1 Indian</b>							
(a)	Individuals/ HUF	7	145000	0	3.09	3.09	0	0.00
(b)	Central Govt./ State Govt.(s)	0	0	0	0.00	0.00	0	0.00
(c)	Bodies Corporate	0	0	0	0.00	0.00	0	0.00
(d)	Financial Institutions/ Banks	0	0	0	0.00	0.00	0	0.00
(e)	Any Others(Specify)							
(e-i)	Directors	1	200	0	0.00	0.00	0	0.00
(e-ii)	Directors				0.00	0.00		0.00
	<b>Sub Total(A)(1)</b>	<b>8</b>	<b>145200</b>	<b>0</b>	<b>3.09</b>	<b>3.09</b>	<b>0</b>	<b>0.00</b>
	<b>2 Foreign</b>							
a	Individuals (NRI/Foreign Individu:	0	0	0	0.00	0.00	0	0.00
b	Bodies Corporate	0	0	0	0.00	0.00	0	0.00
c	Institutions	0	0	0	0.00	0.00	0	0.00
d	Qualified Foreign Investor	0	0	0	0.00	0.00	0	0.00
e	Any Others(Specify)	0	0	0	0.00	0.00	0	0.00
	<b>Sub Total(A)(2)</b>	<b>0</b>	<b>0</b>	<b>0</b>	<b>0.00</b>	<b>0.00</b>	<b>0</b>	<b>0.00</b>
	<b>Total Shareholding of Promote</b>	<b>8</b>	<b>145200</b>	<b>0</b>	<b>3.09</b>	<b>3.09</b>	<b>0</b>	<b>0.00</b>
<b>(B)</b>	<b>Public shareholding</b>							
	<b>1 Institutions</b>							
(a)	Mutual Funds/ UTI	0	0	0	0.00	0.00	0	0.00
(b)	Financial Institutions / Banks	0	0	0	0.00	0.00	0	0.00
(c)	Central Government/ State Gover	0	0	0	0.00	0.00	0	0.00
(d)	Venture Capital Funds	0	0	0	0.00	0.00	0	0.00
(e)	Insurance Companies	0	0	0	0.00	0.00	0	0.00
(f)	Foreign Institutional Investors	0	0	0	0.00	0.00	0	0.00
(g)	Foreign Venture Capital Investors	0	0	0	0.00	0.00	0	0.00
(h)	Qualified Foreign Investor	0	0	0	0.00	0.00	0	0.00
(i)	Any Other (specify)	0	0	0	0.00	0.00	0	0.00




	<b>Sub-Total (B)(1)</b>	<b>0</b>	<b>0</b>	<b>0</b>	<b>0.00</b>	<b>0.00</b>	<b>0</b>	<b>0.00</b>
<b>B 2</b>	<b>Non-institutions</b>							
(a)	Bodies Corporate	0	0	0	0.00	0.00	0	0.00
(b)	Individuals							
I	Ind-Hold nominal shr capital upto	585	354800	85750	7.56	7.56	0	0.00
II	Ind-Hold nominal shr capital in ex	78	4192500	3322500	89.34	89.34	0	0.00
(c)	Qalified Foregin Investor	0	0	0	0.00	0.00	0	0.00
(d)	Any Other (specify)							
(d-i)	Others	0	0	0	0.00	0.00	0	0.00
(d-ii)	Clearing member	0	0	0	0.00	0.00	0	0.00
(d-iii)	NRIs	0	0	0	0.00	0.00	0	0.00
(d-iv)	NRI Corp Bodies	0	0	0	0.00	0.00	0	0.00
(d-v)	Foreign Corp Bodies (Including FD	0	0	0	0.00	0.00	0	0.00
(d-vi)	Customers	0	0	0	0.00	0.00	0	0.00
(d-vii)	Suppliers	0	0	0	0.00	0.00	0	0.00
(d-viii)	Foreign Nationals	0	0	0	0.00	0.00	0	0.00
(d-ix)	Trusts	0	0	0	0.00	0.00	0	0.00
(d-x)	Foreign (Promoters)	0	0	0	0.00	0.00	0	0.00
(d-xi)	Directors	0	0	0	0.00	0.00	0	0.00
(d-xii)	Directors Relatives	0	0	0	0.00	0.00	0	0.00
(d-xiii)	Foreign Individuals (Including FDI	0	0	0	0.00	0.00	0	0.00
	<b>Sub-Total (B)(2)</b>	<b>663</b>	<b>4547300</b>	<b>3408250</b>	<b>96.91</b>	<b>96.91</b>	<b>0</b>	<b>0.00</b>
<b>(B)</b>	<b>Total Public Shareholding (B)=</b>	<b>663</b>	<b>4547300</b>	<b>3408250</b>	<b>96.91</b>	<b>96.91</b>	<b>0</b>	<b>0.00</b>
	<b>TOTAL (A)+(B)</b>	<b>671</b>	<b>4692500</b>	<b>3408250</b>	<b>100.00</b>	<b>100.00</b>	<b>0</b>	<b>0.00</b>
<b>(C)</b>	<b>Shares held by Custodians and against which Depository Receipts have been issued</b>							
	1 Promoter and Promoter Group	0	0	0	0.00	0.00	0	0.00
	2 Public -	0	0	0	0.00	0.00	0	0.00
	Sub-Total (C)	0	0	0	0.00	0.00	0	0.00
<b>GRAND TOTAL (A)+(B)+(C)</b>		<b>671</b>	<b>4692500</b>	<b>3408250</b>	<b>100.00</b>	<b>100.00</b>	<b>0</b>	<b>0.00</b>



**Sr.No. Notes**

- 1
- 2
- 3
- 4
- 5
- 6
- 7
- 8
- 9



(I)(b) Statement showing holding of securities (including shares, warrants, convertible securities) of persons belonging to the category "Promoter and Promoter Group"

Sr. No.	Name of the shareholder	Details of Shares held		Encumbered shares (*)			Details of warrants		Details of convertible securities		Total shares (including underlying shares assuming full conversion of warrants and convertible securities) as a % of diluted share capital
		Number of shares held	As a % of grand total (A) + (B) + (C)	No.	As a percentage	As a % of grand total (A)+(B)+(C) of sub-clause (I)(a)	Number of warrants held	As a % Total Number of warrants of the same Class	Number of convertible securities held	As a % Total Number of convertible securities of the same Class	
(I)	(II)	(III)	(IV)	(V)	(VI)	(VII)	(VIII)	(IX)	(X)	(XI)	(XII)
	GANGA DEVI AGRAWAL jtly HARISH										
1	AGRAWAL GOPAL	25000	0.53	0	0.00	0.00	0	0.00	0	0.00	0.00
2	AGRAWAL HARISH GANGARAM	10000	0.21	0	0.00	0.00	0	0.00	0	0.00	0.00
3	AGRAWAL KAILASH CHANDRA	200	0.00	0	0.00	0.00	0	0.00	0	0.00	0.00
4	AGRAWAL OM PRAKASH	20000	0.43	0	0.00	0.00	0	0.00	0	0.00	0.00
5	AGRAWAL PURUSHOTTAM	20000	0.43	0	0.00	0.00	0	0.00	0	0.00	0.00
6	DAS AGARWAL PUSHPA DEVI AGRAWAL jtly HARISH	20000	0.43	0	0.00	0.00	0	0.00	0	0.00	0.00
7	AGRAWAL JAKAMANI AGRAWAL jtly HARISH	18000	0.38	0	0.00	0.00	0	0.00	0	0.00	0.00
8	AGRAWAL	32000	0.68	0	0.00	0.00	0	0.00	0	0.00	0.00
	<b>TOTAL</b>	<b>145200</b>	<b>3.09</b>	<b>0</b>	<b>0.00</b>	<b>0.00</b>	<b>0</b>	<b>0.00</b>	<b>0</b>	<b>0.00</b>	<b>0.00</b>

(\*) The term "encumbrance" has the same meaning as assigned to it in regulation 28(3) of the SAST Regulations, 2011



(I)(c)(i) Statement showing holding of securities (including shares, warrants, convertible securities) of persons belonging to the category "Public" and holding more than 1% of the total number of shares.

Sr. No.	Name of the shareholder	Number of shares held	Shares as a percentage of total number of shares {i.e., Grand Total (A)+(B)+(C) indicated in Statement at para (I)(a) above}	Details of warrants Number of warrants held	As a % Total Number of warrants of the same Class	Details of Number of convertible securities held	As a % Total Number of convertible securities of the same Class	Total shares (including underlying shares assuming full Conversion of warrants and convertible securities) as a % of diluted share capital
1	ANUPA ROHIT VOHRA	100000	2.13	0	0.00	0.00	0	0.00
2	ASHOK GHANCHAND VOHRA	100000	2.13	0	0.00	0.00	0	0.00
3	ASHOK JIVRAJ SHAH	50000	1.07	0	0.00	0.00	0	0.00
4	BHARATBHAI LUKHI DARSHAK MAHESH	60000	1.28	0	0.00	0.00	0	0.00
5	RUPANI	50000	1.07	0	0.00	0.00	0	0.00
6	DURLABHBHAI PATEL	90000	1.92	0	0.00	0.00	0	0.00
7	HARSHAD SHANTILAL TANK	100000	2.13	0	0.00	0.00	0	0.00
8	HARSHAD VALLABHDAS TOLIA	100000	2.13	0	0.00	0.00	0	0.00
9	HASMUKH RAVJI SHAH	50000	1.07	0	0.00	0.00	0	0.00
10	HEMANT GAMANLAL MEHTA	100000	2.13	0	0.00	0.00	0	0.00
11	HETAL VIJAY SHAH	50000	1.07	0	0.00	0.00	0	0.00
12	HIMATBHAI BABUBHAI SORATHIA	400000	8.52	0	0.00	0.00	0	0.00
13	JATIN FARIA	50000	1.07	0	0.00	0.00	0	0.00
14	JIGNA BHADRESH SHAH	180000	3.84	0	0.00	0.00	0	0.00
15	KETAN RAJNIKANT DOSHI	50000	1.07	0	0.00	0.00	0	0.00
16	KETAN RAJNIKANT DOSHI (HUF)	50000	1.07	0	0.00	0.00	0	0.00
17	LATA HARSHAD TOLIA	50000	1.07	0	0.00	0.00	0	0.00
18	MAHESH DHUDCHAND JAIN	80000	1.70	0	0.00	0.00	0	0.00
19	MOHAN LAL BOOB	50000	1.07	0	0.00	0.00	0	0.00
20	MUKESH JIVRAJ SHAH	50000	1.07	0	0.00	0.00	0	0.00
21	MUKESHKUMAR BHAYABHAI PATEL	400000	8.52	0	0.00	0.00	0	0.00
22	NIRUBEN SHANTILAL TANK	100000	2.13	0	0.00	0.00	0	0.00
23	RAJ KUMAR SHARMA	100000	2.13	0	0.00	0.00	0	0.00
24	REKHA MAHESH JAIN	80000	1.70	0	0.00	0.00	0	0.00
25	SACHIN MANILAL FARIA	50000	1.07	0	0.00	0.00	0	0.00
26	SHANTILAL R TANK H U F	100000	2.13	0	0.00	0.00	0	0.00
27	SHITAL KETAN DOSHI	50000	1.07	0	0.00	0.00	0	0.00
28	VEERAL SHANTILAL TANK	100000	2.13	0	0.00	0.00	0	0.00
	<b>TOTAL</b>	<b>2790000</b>	<b>59.45</b>	<b>0</b>	<b>0.00</b>	<b>0.00</b>	<b>0</b>	<b>0.00</b>



(I)(c)(ii) Statement showing holding of securities (including shares, warrants, convertible securities) of persons (together with PAC) belonging to the category "Public" and holding more than 5% of the total number of shares of the company

Sr. No.	Name(s) of the shareholder(s) and the Persons Acting in Concert (PAC) with them	Number of shares	Shares as a percentage of total number of shares {i.e., Grand Total (A)+(B)+(C) indicated in Statement at para (I)(a) above}	Details of warrants		Details of convertible securities		Total shares (including underlying shares assuming full Conversion of warrants and convertible securities) as a % of diluted share capital
				Number of warrants	As a % Total Number of warrants of the same Class	Number of convertible securities held	% w.r.t Total Number of convertible securities of the same Class	
1	HIMATBHAI BABUBHAI SORATHIA	400000	8.52	0	0.00	0	0.00	0.00
2	MUKESHKUMAR BHAYABHAI PATEL	400000	8.52	0	0.00	0	0.00	0.00
3	Mrs. Rekha Mahesh Jain	80000	1.70	0	0.00	0	0.00	0.00
4	*Mr. Mahesh D. Jain	40000	0.85	0	0.00	0	0.00	0.00
5	*Mr. Alpesh D. Jain	80000	1.70	0	0.00	0	0.00	0.00
6	*M/s. Mahesh D. Jain (HUF)	40000	0.85	0	0.00	0	0.00	0.00
9	Mr. Harshad Shantilal Tank	100000	2.13	0	0.00	0	0.00	0.00
7	**M/s. Shantilal R. Tank (HUF)	100000	2.13	0	0.00	0	0.00	0.00
8	**Mrs. Niruben Shantilal Tank	100000	2.13	0	0.00	0	0.00	0.00
10	**Mr. Veeral Shantilal Tank	100000	2.13	0	0.00	0	0.00	0.00
	<b>TOTAL</b>	<b>1440000</b>	<b>30.68</b>	<b>0</b>	<b>0.00</b>	<b>0</b>	<b>0.00</b>	<b>0.00</b>

\* Note: Mr. Mahesh D. Jain, Mr. Alpesh D. Jain, M/s. Mahesh D. Jain (HUF) are Person Acting in Concert (PAC) alongwith Mrs. Rekha Mahesh Jain

\*\* Note: M/s. Shantilal R. Tank (HUF), Mrs. Niruben Shantilal Tank, and Mr. Veeral Shantilal Tank are Person Acting in Concert (PAC) alongwith Mr. Harshad Shantilal Tank



(I)(d) Statement showing details of locked-in shares

Sr. No	Name of the shareholder	Number of locked-in shares	Locked-in shares as a percentage of total number of shares {i.e., Grand Total (A)+(B)+(C) indicated in Statement at para (I)(a) above}	Promoter / Promoter Group / Public
1	ALPESH DHULCHAND JAIN	40000	0.85	public
2	ANAND KARSANDAS BHANSALI	25000	0.53	public
3	ANUPA ROHIT VOHRA	100000	2.13	public
4	ASHISH KARSANDAS BHANSALI	25000	0.53	public
5	ASHOK GHANCHAND VOHRA	100000	2.13	public
6	ASHOK JIVRAJ SHAH	50000	1.07	public
7	BHANWARLAL JAIN AND SONS	22500	0.48	public
8	BHARAT M KUBADIA HUF	25000	0.53	public
9	BHARATBHAI LUKHI	60000	1.28	public
10	BHARATBHAI MAIWALA	25000	0.53	public
11	BHAVANA KHANDOL	25000	0.53	public
12	CHANDA DEVI BAGHMAR	22500	0.48	public
13	<b>CHAUDHARY JAGDISH MADHAVLAL .</b>	<b>40000</b>	<b>0.85</b>	<b>public</b>
14	CHAUDHARY VARSHA RAKESH .	40000	0.85	public
15	DALPATRAJ POKHRAJ JAIN HUF	25000	0.53	public
16	DARSHAK MAHESH RUPANI	50000	1.07	public
17	DILIP NAGJI SHAH	25000	0.53	public
18	DILIP NAGJI SHAH	25000	0.53	public
19	DILIP SHANKERBHAI CHAUDHARY	40000	0.85	public
20	DINA MAHESH SHAH	25000	0.53	public
21	DINESH CHAND BAGHMAR AND SONS	22500	0.48	public
22	DINESH BHIMSHI FARIA	25000	0.53	public
23	DURLABHBHAI PATEL	90000	1.92	public
24	GURBINDERSINGH JASBIRSINGH GILL	25000	0.53	public
25	HARILAL RAVAJI PATEL	40000	0.85	public
26	HARSHAD SHANTILAL TANK	100000	2.13	public
27	HARSHAD VALLABHDAS TOLIA	100000	2.13	public
28	HASMUKH RAVJI SHAH	50000	1.07	public
29	HEMANT GAMANLAL MEHTA	100000	2.13	public
30	HEMANT LALJI VIRA	35000	0.75	public
31	HETAL VIJAY SHAH	50000	1.07	public
32	HIMATBHAI BABUBHAI SORATHIA	400000	8.52	public
33	ILABEN BHARATBHAI LUKHI	40000	0.85	public
34	JASBIRKAUR JASBIRSINGH GILL	25000	0.53	public
35	JASBIRSINGH SANTOKHSINGH GILL	25000	0.53	public
36	JATIN FARIA	50000	1.07	public
37	JAYESH CHAMPAKLAL SHAH	25000	0.53	public
38	JIGNA BHADRESH SHAH	180000	3.84	public
39	JITENDRA KHANDOL	25000	0.53	public
40	JYOTI R KANABAR	25000	0.53	public
41	KARSANDAS PURSHOTTAM BHANSALI	25000	0.53	public
42	KETAN RAJNIKANT DOSHI	50000	1.07	public
43	KETAN RAJNIKANT DOSHI (HUF)	50000	1.07	public
44	KHANDOL; VASANTKUMAR DHANJI HUF	25000	0.53	public
45	LATA HARSHAD TOLIA	50000	1.07	public
46	MADHUBHAI KESHARBHAI CHAUDHARY	40000	0.85	public
47	MAHESH D JAIN-HUF	40000	0.85	public
48	MAHESH DHUDCHAND JAIN	80000	1.70	public





49 MAHESH NAGJI SHAH	25000	0.53 public
50 MAHESH NAGJI SHAH	25000	0.53 public
51 MOHAN LAL BOOB	50000	1.07 public
52 MUKESH CHAND BAGHMAR AND SONS	22500	0.48 public
53 MUKESH CHAND BAGHMAR	22500	0.48 public




54 MUKESH JIVRAJ SHAH	50000	1.07 public
55 MUKESHKUMAR BHAYABHAI PATEL	400000	8.52 public
56 MURTUZA A. KANCHWALA	25000	0.53 public
57 NILESH SURENDRA SHAH	40000	0.85 public
58 NIMISHA MAIWALA	25000	0.53 public
59 NIRUBEN SHANTILAL TANK	100000	2.13 public
60 PADAM CHAND BAGHMAR	22500	0.48 public
61 PRAKASH CHAND BAGHMAR	22500	0.48 public
62 RAJ KUMAR SHARMA	100000	2.13 public
63 RAJAN B MORABIA HUF	25000	0.53 public
64 RAKESH RAMNIKLAL KANABAR	25000	0.53 public
65 RAKESHBHAI KESHAVLAL CHAUDHARY	40000	0.85 public
66 RAMINDER KAUR G GILL	25000	0.53 public
67 REKHA MAHESH JAIN	80000	1.70 public
68 ROHIT B MORABIA HUF	25000	0.53 public
69 SACHIN MANILAL FARIA	50000	1.07 public
70 SARALA DEVI BAGHMAR	22500	0.48 public
71 SHAILESH KHUSHRAJ KHATRI	40000	0.85 public
72 SHANTILAL R TANK H U F	100000	2.13 public
73 SHEETAL J KANABAR	25000	0.53 public
74 SHEFALI DILIP SHAH	25000	0.53 public
75 SHITAL KETAN DOSHI	50000	1.07 public
76 SONAM BAGHMAR .	22500	0.48 public
77 VEERAL SHANTILAL TANK	100000	2.13 public
78 ZAVAR DALPATRAJ JAIN	25000	0.53 public
<b>TOTAL</b>	<b>4192500</b>	<b>89.30</b>



**(II)(a) Statement showing details of Depository Receipts (DRs)**

Sr. No.	Type of outstanding DR (ADRs, GDRs, SDRs, etc.)	Number of outstanding DRs	Number of shares underlying outstanding DRs	Shares underlying outstanding DRs as a percentage of total number of shares {i.e., Grand Total (A)+(B)+(C) indicated in Statement at para (I)(a) above}
1	TOTAL	0	0	0



(II)(b) Statement showing holding of Depository Receipts (DRs), where underlying shares held by 'promoter/promoter group' are in excess of 1% of the total number of shares

Sr. No.	Name of the DR Holder	Type of outstanding DR (ADRs, GDRs, SDRs, etc.)	Number of shares underlying outstanding DRs	Shares underlying outstanding DRs as a percentage of total number of shares {i.e., Grand Total (A)+(B)+(C) indicated in Statement at para (I)(a) above}
1	TOTAL		0	0

