

[Home](#)[Validate](#)[Import XML](#)

### General information about company

Scrip code	539359
NSE Symbol	
MSEI Symbol	
ISIN	INE583R01029
Name of the company	Pritika Auto Industries Ltd
Whether company is SME	No
Class of Security	Equity Shares
Type of report	Quarterly
Quarter Ended / Half year ended/Date of Report (For Prelisting / Allotment)	30-06-2021
Date of allotment / extinguishment (in case Capital Restructuring selected) / Listing Date	
Shareholding pattern filed under	Regulation 31 (1) (b)
Whether the listed entity is Public Sector Undertaking (PSU)?	No



[Home](#)[Validate](#)

Sr. No.	Particular	Yes/No	Promoter and Promoter Group	Public shareholder	Non Promoter- Non Public
1	Whether the Listed Entity has issued any partly paid up shares?	No	No	No	No
2	Whether the Listed Entity has issued any Convertible Securities ?	No	No	No	No
3	Whether the Listed Entity has issued any Warrants ?	No	No	No	No
4	Whether the Listed Entity has any shares against which depository receipts are issued?	No	No	No	No
5	Whether the Listed Entity has any shares in locked-in?	No	No	No	No
6	Whether any shares held by promoters are pledge or otherwise encumbered?	No	No		
7	Whether company has equity shares with differential voting rights?	No	No	No	No
8	Whether the listed entity has any significant beneficial owner?	Yes			





Table I - Summary Statement holding of specified securities

Note : Data will be automatically populated from shareholding pattern sheet - Data Entry Restricted in this sheet

Category (I)	Category of shareholder (II)	Nos. Of shareholders (III)	No. of fully paid up equity shares held (IV)	No. Of Partly paid-up equity shares held (V)	No. Of shares underlying Depository Receipts (VI)	Total nos. shares held (VII) = (IV)+(V)+ (VI)	Shareholding as a % of total no. of shares (calculated as per SCRR, 1957) (VIII) As a % of (A+B+C2)	Number of Voting Rightsheld in each class of securities (IX)				No. Of Shares Underlying Outstanding convertible securities (X)	No. of Shares Underlying Outstanding Warrants (XI)	No. Of Shares Underlying Outstanding convertible securities and No. Of Warrants (XII) (a)	Shareholding , as a % assuming full conversion of convertible securities ( as a percentage of diluted share capital) (XII) = (VII)+(X) As a % of (A+B+C2)	Number of Locked in shares (XIII)		Number of Shares pledged or otherwise encumbered (XIII)		Number of equity shares held in dematerialized form (XIV)
								No of Voting (XIV) Rights			Total as a % of (A+B+C)					No. (a)	As a % of total Shares held (b)	No. (a)	As a % of total Shares held (b)	
								Class eg: X	Class eg: Y	Total										
(A)	Promoter & Promoter Group	6	42442545			42442545	47.86	4,24,42,545.00					47.86						42442545	
(B)	Public	5985	46229955			46229955	52.14	46229955.00					52.14						45552955	
(C)	Non Promoter - Non Public																			
(C1)	Shares underlying DRs																			
(C2)	Shares held by Employee Trusts																			
	<b>Total</b>	<b>5987</b>	<b>88672500</b>			<b>88672500</b>	<b>100</b>	<b>88672500.00</b>					<b>100</b>						<b>87995500</b>	



Sr.	Category & Name of the Shareholders (I)	Nos. Of shareholders (III)	No. of fully paid up equity shares held (IV)	No. Of Partly paid-up equity shares held (V)	No. Of shares underlying Depository Receipts (VI)	Total nos. shares held (VII) = (IV)+(V)+ (VI)	Shareholding as a % of total no. of shares (calculated as per SCRR, 1957) (VIII) As a % of (A+B+C2)	Number of Voting Rights held in each class of securities (IX)				No. Of Shares Underlying Outstanding convertible securities (X)	No. of Shares Underlying Outstanding Warrants (XI)	No. Of Shares Underlying convertible securities and No. Of Warrants (X) (a)	Shareholding, as a % assuming full conversion of convertible securities (as a percentage of diluted share capital) (XI) = (VII)+(X) As a % of (A+B+C2)	Number of Locked in shares (XII)		Number of Shares pledged or otherwise encumbered (XIII)		Number of equity shares held in dematerialized form (XIV)
								No of Voting (XIV) Rights			Total as a % of Total Voting rights					No. (a)	As a % of total Shares held (b)	No. (a)	As a % of total Shares held (b)	
								Class ES: X	Class EGY	Total										
<b>A Table II - Statement showing shareholding pattern of the Promoter and Promoter Group</b>																				
<b>(1) Indian:</b>																				
(a)	Individuals/Hindu undivided Family	5	17735855			17735855	20.00	17735855.00	17735855	20.00					20.00				17735855	
(b)	Central Government/ State Government(s)																			
(c)	Financial Institutions/ Banks																			
(d)	Any Other (specify)	1	24706690			24706690	27.86	24706690.00	24706690	27.86				27.86					24706690	
<b>Sub-Total (A)(1)</b>		<b>6</b>	<b>42442545</b>			<b>42442545</b>	<b>47.86</b>	<b>42442545.00</b>	<b>42442545</b>	<b>47.86</b>				<b>47.86</b>					<b>42442545</b>	
<b>(2) Foreign:</b>																				
(a)	Individuals (Non-Resident Individuals/ Foreign Individuals)																			
(b)	Government																			
(c)	Institutions																			
(d)	Foreign Portfolio Investor																			
(e)	Any Other (specify)																			
<b>Sub-Total (A)(2)</b>																				
<b>Total Shareholding of Promoter and Promoter Group (A)=(A)(1)+(A)(2)</b>		<b>6</b>	<b>42442545</b>			<b>42442545</b>	<b>47.86</b>	<b>42442545.00</b>	<b>42442545</b>	<b>47.86</b>				<b>47.86</b>					<b>42442545</b>	
Details of Shares which remain unclaimed for Promoter & Promoter Group																				
<b>B Table III - Statement showing shareholding pattern of the Public shareholder</b> <small>Note: Kindly show details of shareholders having more than one percentage of total no. of shares. Please refer software manual.</small>																				
<b>(1) Institutions</b>																				
(a)	Mutual Funds																			
(b)	Venture Capital Funds																			
(c)	Alternate Investment Funds																			
(d)	Foreign Venture Capital Investors																			
(e)	Foreign Portfolio Investors	4	9908065			9908065	11.17	9908065.00	9908065	11.17				11.17					9908065	
(f)	Financial Institutions/ Banks																			
(g)	Insurance Companies																			
(h)	Provident Funds/ Pension Funds																			
(i)	Any Other (specify)																			
<b>Sub-Total (B)(1)</b>		<b>4</b>	<b>9908065</b>			<b>9908065</b>	<b>11.17</b>	<b>9908065.00</b>	<b>9908065</b>	<b>11.17</b>				<b>11.17</b>					<b>9908065</b>	
(2)	Central Government/ State Government(s)/ President of India																			
<b>Sub-Total (B)(2)</b>																				
<b>(3) Non-Institutions</b>																				
(a)(i)	Individuals - i. Individual shareholders holding nominal share capital up to Rs. 2 lakhs.	5688	7852572			7852572	8.86	7852572.00	7852572	8.86				8.86					7729822	
(a)(ii)	Individuals - ii. Individual shareholders holding nominal share capital in excess of Rs. 2 lakhs.	20	8356528			8356528	9.42	8356528.00	8356528	9.42				9.42					7806528	
(b)	NBFCs registered with RBI																			
(c)	Employee Trusts																			
(d)	Overseas Depositories (holding DRs) (balancing figure)																			
(e)	Any Other (specify)	269	20112790			20112790	22.68	20112790.00	20112790	22.68				22.68					20108140	
<b>Sub-Total (B)(3)</b>		<b>5977</b>	<b>36321890</b>			<b>36321890</b>	<b>40.96</b>	<b>36321890.00</b>	<b>36321890</b>	<b>40.96</b>				<b>40.96</b>					<b>35644890</b>	
<b>Total Public Shareholding (B)=(B)(1)+(B)(2)+(B)(3)</b>		<b>5981</b>	<b>46229955</b>			<b>46229955</b>	<b>52.14</b>	<b>46229955.00</b>	<b>46229955</b>	<b>52.14</b>				<b>52.14</b>					<b>45529955</b>	
Details of the shareholders acting as persons in Concert for Public																				
Details of Shares which remain unclaimed for Public																				
<b>C Table IV - Statement showing shareholding pattern of the Non Promoter- Non Public shareholder</b>																				
(1)	Category/DR Holder - Name of DR Holders If Available																			
(2)	Employee Benefit Trust/Limited Share Based Employee Benefit Schemes, 2010																			
<b>Total NonPromoter- Non Public Shareholding (C) = (C)(1)+(C)(2)</b>																				
<b>Total (A+B+C2)</b>		<b>5987</b>	<b>88672500</b>			<b>88672500</b>	<b>100.00</b>	<b>88672500.00</b>	<b>88672500</b>	<b>100.00</b>				<b>100.00</b>					<b>87995500</b>	





Home


Validate

Serial No.	Name of the Shareholders (I)	PAN (II)	No. of fully paid up equity shares held (IV)	Total nos. shares held (VII) = (IV)+(V)+(VI)	Shareholding as a % of total no. of shares (calculated as per SCRR, 1957) (VIII) As a % of (A+B+C2)	Number of Voting Rights held in each class of securities			No. Of Shares Underlying Outstanding convertible securities and No. Of Warrants (Xi) (a)	Shareholding , as a % assuming full conversion of convertible securities (as a percentage of diluted share capital) (XI)= (VII)+(XI)(a) As a % of (A+B+C2)	Number of equity shares held in dematerialized form (XIV)	Reason for not providing PAN	Shareholder type
						No of Voting (XIV) Rights		Total as a % of Total Voting rights					
						Class eg:X	Total						
<b>A1(a) Individuals/Hindu undivided Family</b>													
<div style="display: flex; justify-content: space-between;"> <span>Add</span> <span>Delete</span> </div>													
1	HARPREET SINGH NIBBER	ABPPN5459C	10274670	10274670	11.59	10274670.00	10274670.00	11.59	11.59	10274670		Promoter	
2	GURKARAN SINGH NIBBER	AXSPN4042J	1155790	1155790	1.30	1155790.00	1155790.00	1.30	1.30	1155790		Promoter Group	
3	RISHI MANGAT	AAPPN6095B	221165	221165	0.25	221165.00	221165.00	0.25	0.25	221165		Promoter Group	
4	PAVIT NIBBER	AXJPN7798Q	228320	228320	0.26	228320.00	228320.00	0.26	0.26	228320		Promoter Group	
5	RAMINDER SINGH NIBBER	ADCPN9439P	5855910	5855910	6.60	5855910.00	5855910.00	6.60	6.60	5855910		Promoter	
<a href="#">Click here to go back</a>			<b>Total</b>	17735855	17735855	20.00	17735855.00	17735855.00	20.00	20.00	17735855		



[Home](#)[Validate](#)


Searial No.	Name of the Shareholders (I)	PAN (II)	No. of fully paid up equity shares held (IV)	Total nos. shares held (VII) = (IV)+(V)+(VI)	Shareholding as a % of total no. of shares (calculated as per SCRR, 1957) (VIII) As a % of (A+B+C2)	Number of Voting Rights held in each class of securities			Shareholding, as a % assuming full conversion of convertible securities (as a percentage of diluted share capital) (XI) = (VII)+(X) As a % of (A+B+C2)	Number of equity shares held in dematerialized form (XIV)	Reason for not providing PAN
						No of Voting (XIV) Rights		Total as a % of Total Voting rights			
						Class eg: X	Total				
<b>B1(e) Foreign Portfolio Investors</b>											
<div style="display: flex; justify-content: space-between;"> <span><a href="#">Add</a></span> <span><a href="#">Delete</a></span> </div> <b>Disclosure of shareholder holding more than 1% of total number of shares</b>											
1	TANO INVESTMENT OPPORTUNITIES FUND	AAGCN9069H	8583145	8583145	9.68	8583145.00	8583145.00	9.68	9.68	8583145	
<a href="#">Click here to go back</a>			Total	8583145	8583145	9.68	8583145.00	8583145.00	9.68	9.68	8583145



Home


Validate

Serial No.	Name of the Shareholders (I)	PAN (II)	No. of fully paid up equity shares held (IV)	Total nos. shares held (VII) = (IV)+(V)+(VI)	Shareholding as a % of total no. of shares (calculated as per SCRR, 1957) (VIII) As a % of (A+B+C2)	Number of Voting Rights held in each class of securities			Shareholding, as a % assuming full conversion of convertible securities (as a percentage of diluted share capital) (XI) = (VII)+(X) As a % of (A+B+C2)	Number of equity shares held in dematerialized form (XIV)	Reason for not providing PAN
						No of Voting (XIV) Rights		Total as a % of Total Voting rights			
						Class eg: X	Total				
<b>B3(a(ii)) Individuals - ii. Individual shareholders holding nominal share capital in excess of Rs. 2 lakhs.</b>											
<div style="display: flex; justify-content: space-between;"> <span>Add</span> <span>Delete</span> </div> <b>Disclosure of shareholder holding more than 1% of total number of shares</b>											
1	MUKESHKUMAR BHAYABHAI PATEL	ACPP1908Q	1659513	1659513	1.87	1659513.00	1659513.00	1.87	1.87	1659513	
2	JIGNA BHADRESH SHAH	AOEPS3700F	900000	900000	1.01	900000.00	900000.00	1.01	1.01	900000	
3	HIMATBHAI BABUBHAI SORATHIA	AEUP55370R	1700000	1700000	1.92	1700000.00	1700000.00	1.92	1.92	1700000	
<a href="#">Click here to go back</a>			<b>Total</b>	4259513	4259513	4.80	4259513.00	4259513.00	4.80	4259513	





Serial No.	Category	Category / More than 1 percentage	Name of the Shareholders (I)	PAN (II)	No. of the Shareholders (I)	No. of fully paid up equity shares held (IV)	Total nos. shares held (VII) = (IV)+(V)+(VI)	Shareholding as a % of total no. of shares (calculated as per SCRR, 1957) (VIII) As a % of (A+B+C2)	Number of Voting Rights held in each class of securities (IX)		Total as a % of Total Voting rights	Shareholding, as a % assuming full conversion of convertible securities (as a percentage of diluted share capital) (X) = (VII)+(X) As a % of (A+B+C2)	Number of equity shares held in dematerialized form (XIV)	Reason for not providing PAN
									No of Voting (XIV) Rights					
									Class eg: X	Total				
B3(e) Any Other (specify)														
<input type="button" value="Add"/> <input type="button" value="Delete"/>														
1	Clearing Members	Category			65	822616	822616	0.93	822616	822616	0.93	0.93	822616	
2	Bodies Corporate	Category			19	1586022	1586022	1.79	1586022	1586022	1.79	1.79	1586022	
3	Bodies Corporate	More than 1 percentage of shareholding	ADVANCE PRODUCTS PRIVATE LTD	AABCA1657K	1	932505	932505	1.05	932505	932505	1.05	1.05	932505	
4	Firm	Category			10	84975	84975	0.10	84975	84975	0.10	0.10	84975	
5	HUF	Category			96	464151	464151	0.52	464151	464151	0.52	0.52	459901	
6	Non-Resident Indian (NRI)	Category			79	17155026	17155026	19.35	17155026	17155026	19.35	19.35	17155026	
7	Non-Resident Indian (NRI)	More than 1 percentage of shareholding	SYED WAJID ALI	ALKPS9026M	1	1440000	1440000	1.62	1440000	1440000	1.62	1.62	1440000	
8	Non-Resident Indian (NRI)	More than 1 percentage of shareholding	RAJESH SADHWANI	BHFPS0322A	1	8595715	8595715	9.69	8595715	8595715	9.69	9.69	8595715	
9	Non-Resident Indian (NRI)	More than 1 percentage of shareholding	ASHOK SADHWANI	BHVPS3906A	1	2607450	2607450	2.94	2607450	2607450	2.94	2.94	2607450	
					<a href="#">Click here to go back</a>	Total	269	20112790	20112790	22.69	20112790.00	20112790.00	22.69	20108540



significant beneficial owners																
Sr. No.	Details of the SBO					Details of the registered owner					Details of holding/ exercise of right of the SBO in the reporting company, whether direct or indirect*:					Date of creation / acquisition of significant beneficial interest
	Name	PAN	Passport No. in case of a foreign national	Nationality	Nationality (Applicable in case of Any other is selected)	Name	PAN	Passport No. in case of a foreign national	Nationality	Nationality (Applicable in case of Any other is selected)	Whether by virtue of:					
											Shares	Voting rights	Rights on distributable dividend or any other distribution	Exercise of control	Exercise of significant influence	
1	Harpreet Singh Nibber	ABPPN5459C		India		Pritika Industries Limited	AAACP9500B		India		39.45			No	Yes	15-03-2017
<b>Total:</b>											<b>39.45</b>	<b>0</b>	<b>0</b>			

