


General information about company

Scrip code	539359
NSE Symbol	PRITKAUTO
MSEI Symbol	NOTLISTED
ISIN	INE583R01029
Name of the company	Pritika Auto Industries Limited
Whether company is SME	No
Class of Security	Equity Shares
Type of report	Quarterly
Quarter Ended / Half year ended/Date of Report (For Prelisting / Allotment)	31-03-2022
Date of allotment / extinguishment (in case Capital Restructuring selected) / Listing Date	
Shareholding pattern filed under	Regulation 31 (1) (b)
Whether the listed entity is Public Sector Undertaking (PSU)?	No



Declaration					
Sr. No.	Particular	Yes/No	Promoter and Promoter Group	Public shareholder	Non Promoter-Non Public
1	Whether the Listed Entity has issued any partly paid up shares?	No	No	No	No
2	Whether the Listed Entity has issued any Convertible Securities ?	No	No	No	No
3	Whether the Listed Entity has issued any Warrants ?	No	No	No	No
4	Whether the Listed Entity has any shares against which depository receipts are issued?	No	No	No	No
5	Whether the Listed Entity has any shares in locked-in?	No	No	No	No
6	Whether any shares held by promoters are pledge or otherwise encumbered?	No	No		
7	Whether company has equity shares with differential voting rights?	No	No	No	No
8	Whether the listed entity has any significant beneficial owner?	Yes			




Table I - Summary Statement holding of specified securities

Category (I)	Category of shareholder (II)	Nos. Of shareholders (III)	No. of fully paid up equity shares held (IV)	No. Of Partly paid-up equity shares held (V)	No. Of shares underlying Depository Receipts (VI)	Total nos. shares held (VII) = (IV)+ (V)+ (VI)	Shareholding as a % of total no. of shares (calculated as per SCRR, 1957) (VIII) As a % of (A+B+C2)	Number of Voting Rights held in each class of securities (IX)			
								No of Voting (XIV) Rights			Total as a % of (A+B+C)
								Class eg: X	Class eg: y	Total	
(A)	Promoter & Promoter Group	6	42606637			42606637	48.05	42606637		42606637	48.05
(B)	Public	17179	46065863			46065863	51.95	46065863		46065863	51.95
(C)	Non Promoter-Non Public										
(C1)	Shares underlying DRs										
(C2)	Shares held by Employee Trusts										
	Total	17185	88672500			88672500	100	88672500		88672500	100




Table I - Summary Statement holding of specified securities

Category (I)	Category of shareholder (II)	No. Of Shares Underlying Outstanding convertible securities (X)	No. of Shares Underlying Outstanding Warrants (Xi)	No. Of Shares Underlying Outstanding convertible securities and No. Of Warrants (Xi) (a)	Shareholding , as a % assuming full conversion of convertible securities (as a percentage of diluted share capital) (XI)= (VII)+(X) As a % of (A+B+C2)	Number of Locked in shares (XII)		Number of Shares pledged or otherwise encumbered (XIII)		Number of equity shares held in dematerialized form (XIV)
						No. (a)	As a % of total Shares held (b)	No. (a)	As a % of total Shares held (b)	
(A)	Promoter & Promoter Group				48.05					42606637
(B)	Public				51.95					45638843
(C)	Non Promoter-Non Public									
(C1)	Shares underlying DRs									
(C2)	Shares held by Employee Trusts									
	Total				100					88245480



Table II - Statement showing shareholding pattern of the Promoter and Promoter Group											
Sr.	Category & Name of the Shareholders (I)	Nos. Of shareholders (III)	No. of fully paid up equity shares held (IV)	No. Of Partly paid-up equity shares held (V)	No. Of shares underlying Depository Receipts (VI)	Total nos. shares held (VII) = (IV)+ (V)+ (VI)	Shareholding as a % of total no. of shares (calculated as per SCRR, 1957) (VIII) As a % of (A+B+C2)	Number of Voting Rights held in each class of securities (IX)			
								No of Voting (XIV) Rights			Total as a % of Total Voting rights
								Class eg: X	Class eg:y	Total	
A	Table II - Statement showing shareholding pattern of the Promoter and Promoter Group										
(1)	Indian										
(a)	Individuals/Hindu undivided Family	5	17799947			17799947	20.07	17799947		17799947	20.07
(d)	Any Other (specify)	1	24806690			24806690	27.98	24806690		24806690	27.98
Sub-Total (A)(1)		6	42606637			42606637	48.05	42606637		42606637	48.05
(2)	Foreign										
Total Shareholding of Promoter and Promoter Group (A) = (A)(1)+(A)(2)		6	42606637			42606637	48.05	42606637		42606637	48.05
B	Table III - Statement showing shareholding pattern of the Public shareholder										
(1)	Institutions										
(e)	Foreign Portfolio Investors	3	9802324			9802324	11.05	9802324		9802324	11.05
Sub-Total (B)(1)		3	9802324			9802324	11.05	9802324		9802324	11.05
(3)	Non-institutions										
(a(ii))	Individuals - i.Individual shareholders holding nominal share capital up to Rs. 2 lakhs.	16733	15534913			15534913	17.52	15534913		15534913	17.52



(a)(1))	Individuals - ii. Individual shareholders holding nominal share capital in excess of Rs. 2 lakhs.	24	9203609			9203609	10.38	9203609		9203609	10.38
(e)	Any Other (specify)	419	11525017			11525017	13	11525017		11525017	13
Sub-Total (B)(3)		17176	36263539			36263539	40.9	36263539		36263539	40.9
Total Public Shareholding (B)=(B)(1)+(B)(2)+(B)(3)		17179	46065863			46065863	51.95	46065863		46065863	51.95
C	Table IV - Statement showing shareholding pattern of the Non Promoter- Non Public shareholder										
Total (A+B+C2)		17185	88672500			88672500	100	88672500		88672500	100
Total (A+B+C)		17185	88672500			88672500	100	88672500		88672500	100



Table II - Statement showing shareholding pattern of the Promoter and Promoter Group									
Sr.	No. Of Shares Underlying Outstanding convertible securities (X)	No. of Shares Underlying Outstanding Warrants (Xi)	No. Of Shares Underlying Outstanding convertible securities and No. Of Warrants (Xi) (a)	Shareholding , as a % assuming full conversion of convertible securities (as a percentage of diluted share capital) (XI)= (VII)+(X) As a % of (A+B+C2)	Number of Locked in shares (XII)		Number of Shares pledged or otherwise encumbered (XIII)		Number of equity shares held in dematerialized form (XIV)
					No. (a)	As a % of total Shares held (b)	No. (a)	As a % of total Shares held (b)	
A	Table II - Statement showing shareholding pattern of the Promoter and Promoter Group								
(1)	Indian								
(a)				20.07					17799947
(d)				27.98					24806690
Sub-Total (A) (1)				48.05					42606637
(2)	Foreign								
Total Shareholding of Promoter and Promoter Group (A)= (A)(1)+(A)(2)				48.05					42606637
B	Table III - Statement showing shareholding pattern of the Public shareholder								
(1)	Institutions								
(e)				11.05					9802324
Sub-Total (B) (1)				11.05					9802324
(3)	Non-institutions								
(a(i))				17.52					15412143
(a(ii))				10.38					8903609
(e)				13					11520767
Sub-Total (B) (3)				40.9					35836519



Total Public Shareholding (B)=(B)(1)+(B)(2)+(B)(3)				51.95						45638843
C	Table IV - Statement showing shareholding pattern of the Non Promoter- Non Public shareholder									
Total (A+B+C2)				100						88245480
Total (A+B+C)				100						88245480



Individuals/Hindu undivided Family						
Serial No.	1	2	3	4	5	
Name of the Shareholders (I)	RISHI MANGAT	RAMINDER SINGH NIBBER	GURKARAN SINGH NIBBER	HARPREET SINGH NIBBER	PAVIT NIBBER	Click here to go back
PAN (II)	AAPPN6095B	ADCPN9439P	AXSPN4042J	ABPPN5459C	AXJPN7798Q	Total
No. of fully paid up equity shares held (IV)	221165	5920002	1155790	10274670	228320	17799947
No. Of Partly paid-up equity shares held (V)						
No. Of shares underlying Depository Receipts (VI)						
Total nos. shares held (VII) = (IV)+ (V)+ (VI)	221165	5920002	1155790	10274670	228320	17799947
Shareholding as a % of total no. of shares (calculated as per SCRR, 1957) (VIII) As a % of (A+B+C2)	0.25	6.68	1.3	11.59	0.26	20.07
Number of Voting Rights held in each class of securities (IX)						
Class eg:X	221165	5920002	1155790	10274670	228320	17799947
Class eg:y						
Total	221165	5920002	1155790	10274670	228320	17799947
Total as a % of Total Voting rights	0.25	6.68	1.3	11.59	0.26	20.07
No. Of Shares Underlying Outstanding convertible securities (X)						
No. of Shares Underlying Outstanding Warrants (Xi)						
No. Of Shares						



Underlying Outstanding convertible securities and No. Of Warrants (Xi) (a)						
Shareholding, as a % assuming full conversion of convertible securities (as a percentage of diluted share capital) (XI) = (VII)+(Xi)(a) As a % of (A+B+C2)	0.25	6.68	1.3	11.59	0.26	20.07
Number of Locked in shares (XII)						
No. (a)						
As a % of total Shares held (b)						
Number of Shares pledged or otherwise encumbered (XIII)						
No. (a)						
As a % of total Shares held (b)						
Number of equity shares held in dematerialized form (XIV)	221165	5920002	1155790	10274670	228320	17799947
Reason for not providing PAN						
Reason for not providing PAN						
Shareholder type	Promoter Group	Promoter	Promoter Group	Promoter	Promoter Group	




Any Other (specify)		
Serial No.	1	
Category	Bodies Corporate	Click here to go back
Name of the Shareholders (I)	PRITIKA INDUSTRIES LIMITED	
PAN (II)	AAACP9500B	Total
No. of the Shareholders (I)	1	1
No. of fully paid up equity shares held (IV)	24806690	24806690
No. Of Partly paid-up equity shares held (V)		
No. Of shares underlying Depository Receipts (VI)		
Total nos. shares held (VII) = (IV)+ (V)+ (VI)	24806690	24806690
Shareholding as a % of total no. of shares (calculated as per SCRR, 1957) (VIII) As a % of (A+B+C2)	27.98	27.98
Number of Voting Rights held in each class of securities (IX)		
Class eg: X	24806690	24806690
Class eg: y		
Total	24806690	24806690
Total as a % of Total Voting rights	27.98	27.98
No. Of Shares Underlying Outstanding convertible securities (X)		



No. of Shares Underlying Outstanding Warrants (Xi)		
No. Of Shares Underlying Outstanding convertible securities and No. Of Warrants (Xi) (a)		
Shareholding , as a % assuming full conversion of convertible securities (as a percentage of diluted share capital) (XI)= (VII)+(X) As a % of (A+B+C2)	27.98	27.98
Number of Locked in shares (XII)		
No. (a)		
As a % of total Shares held (b)		
Number of Shares pledged or otherwise encumbered (XIII)		
No. (a)		
As a % of total Shares held (b)		
Number of equity shares held in dematerialized form (XIV)	24806690	24806690
Reason for not providing PAN		
Reason for not providing PAN		
Shareholder type	Promoter	



Foreign Portfolio Investors		
Serial No.	1	
Name of the Shareholders (I)	TANO INVESTMENT OPPORTUNITIES FUND	Click here to go back
PAN (II)	AAGCN9069H	Total
No. of fully paid up equity shares held (IV)	8583145	8583145
No. Of Partly paid-up equity shares held (V)		
No. Of shares underlying Depository Receipts (VI)		
Total nos. shares held (VII) = (IV)+ (V)+ (VI)	8583145	8583145
Shareholding as a % of total no. of shares (calculated as per SCRR, 1957) (VIII) As a % of (A+B+C2)	9.68	9.68
Number of Voting Rights held in each class of securities (IX)		
Class eg: X	8583145	8583145
Class eg: y		
Total	8583145	8583145
Total as a % of Total Voting rights	9.68	9.68
No. Of Shares Underlying Outstanding convertible securities (X)		
No. of Shares Underlying Outstanding Warrants (Xi)		
No. Of Shares		



Underlying Outstanding convertible securities and No. Of Warrants (Xi) (a)		
Shareholding , as a % assuming full conversion of convertible securities (as a percentage of diluted share capital) (X1)= (VII)+(X) As a % of (A+B+C2)	9.68	9.68
Number of Locked in shares (XII)		
No. (a)		
As a % of total Shares held (b)		
Number of equity shares held in dematerialized form (XIV)	8583145	8583145
Reason for not providing PAN		
Reason for not providing PAN		




Individuals - ii. Individual shareholders holding nominal share capital in excess of Rs. 2 lakhs.				
Serial No.	1	2	3	
Name of the Shareholders (I)	HIMATBHAI BABUBHAI SORATHIA	MUKESHKUMAR BHAYABHAI PATEL	JIGNA BHADRESH SHAH	Click here to go back
PAN (II)	AEUPS5370R	ACCPP1908Q	AOEPS3700F	Total
No. of fully paid up equity shares held (IV)	1575000	1400000	900000	3875000
No. Of Partly paid-up equity shares held (V)				
No. Of shares underlying Depository Receipts (VI)				
Total nos. shares held (VII) = (IV)+ (V)+ (VI)	1575000	1400000	900000	3875000
Shareholding as a % of total no. of shares (calculated as per SCRR, 1957) (VIII) As a % of (A+B+C2)	1.78	1.58	1.01	4.37
Number of Voting Rights held in each class of securities (IX)				
Class eg: X	1575000	1400000	900000	3875000
Class eg:y				
Total	1575000	1400000	900000	3875000
Total as a % of Total Voting rights	1.78	1.58	1.01	4.37
No. Of Shares Underlying Outstanding convertible securities (X)				
No. of Shares Underlying Outstanding Warrants (Xi)				
No. Of Shares				



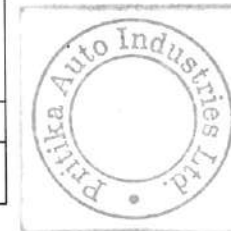
Underlying Outstanding convertible securities and No. Of Warrants (Xi) (a)				
Shareholding , as a % assuming full conversion of convertible securities (as a percentage of diluted share capital) (XI)= (VII)+(X) As a % of (A+B+C2)	1.78	1.58	1.01	4.37
Number of Locked in shares (XII)				
No. (a)				
As a % of total Shares held (b)				
Number of equity shares held in dematerialized form (XIV)	1575000	1400000	900000	3875000
Reason for not providing PAN				
Reason for not providing PAN				



Any Other (specify)							
Serial No.	1	2	3	4	5	6	7
Category	Clearing Members	Bodies Corporate	Bodies Corporate	Firm	HUF	Non-Resident Indian (NRI)	Non-Resident Indian (NRI)
Category / More than 1 percentage	Category	Category	More than 1 percentage of shareholding	Category	Category	Category	More than 1 percentage of shareholding
Name of the Shareholders (I)			ADVANCE PRODUCTS PRIVATE LIMITED				ASHOK SADHWANI
PAN (II)			AABCA1657K				BHVPS3906A
No. of the Shareholders (I)	30	28	1	10	217	133	1
No. of fully paid up equity shares held (IV)	221998	1405376	932505	88550	617435	9136715	2604450
No. Of Partly paid-up equity shares held (V)							
No. Of shares underlying Depository Receipts (VI)							
Total nos. shares held (VII) = (IV)+ (V)+ (VI)	221998	1405376	932505	88550	617435	9136715	2604450
Shareholding as a % of total no. of shares (calculated as per SCRR, 1957) (VIII) As a % of (A+B+C2)	0.25	1.58	1.05	0.1	0.7	10.3	2.94
Number of Voting Rights held in each class of securities (IX)							
Class eg: X	221998	1405376	932505	88550	617435	9136715	2604450
Class eg:y							
Total	221998	1405376	932505	88550	617435	9136715	2604450
Total as a % of Total Voting rights	0.25	1.58	1.05	0.1	0.7	10.3	2.94
No. Of Shares Underlying							




Outstanding convertible securities (X)							
No. of Shares Underlying Outstanding Warrants (Xi)							
No. Of Shares Underlying Outstanding convertible securities and No. Of Warrants (Xi) (a)							
Shareholding , as a % assuming full conversion of convertible securities (as a percentage of diluted share capital) (XI)= (VII)+(X) As a % of (A+B+C2)	0.25	1.58	1.05	0.1	0.7	10.3	2.94
Number of Locked in shares (XII)							
No. (a)							
As a % of total Shares held (b)							
Number of equity shares held in dematerialized form (XIV)	221998	1405376	932505	88550	613185	9136715	2604450
Reason for not providing PAN							
Reason for not providing PAN							



Any Other (specify)			
Serial No.	8	9	
Category	Non-Resident Indian (NRI)	Trusts	
Category / More than 1 percentage	More than 1 percentage of shareholding	Category	
Name of the Shareholders (I)	RAJESH SADHWANI		Click here to go back
PAN (II)	BHFPS0322A		Total
No. of the Shareholders (I)	1	1	419
No. of fully paid up equity shares held (IV)	4500172	54943	11525017
No. Of Partly paid-up equity shares held (V)			
No. Of shares underlying Depository Receipts (VI)			
Total nos. shares held (VII) = (IV)+ (V)+ (VI)	4500172	54943	11525017
Shareholding as a % of total no. of shares (calculated as per SCRR, 1957) (VIII) As a % of (A+B+C2)	5.08	0.06	12.99
Number of Voting Rights held in each class of securities (IX)			
Class eg: X	4500172	54943	11525017
Class eg: y			
Total	4500172	54943	11525017
Total as a % of Total Voting rights	5.08	0.06	12.99
No. Of Shares Underlying Outstanding			



convertible securities (X)			
No. of Shares Underlying Outstanding Warrants (Xi)			
No. Of Shares Underlying Outstanding convertible securities and No. Of Warrants (Xi) (a)			
Shareholding , as a % assuming full conversion of convertible securities (as a percentage of diluted share capital) (XI)= (VII)+(X) As a % of (A+B+C2)	5.08	0.06	12.99
Number of Locked in shares (XII)			
No. (a)			
As a % of total Shares held (b)			
Number of equity shares held in dematerialized form (XIV)	4500172	54943	11520767
Reason for not providing PAN			
Reason for not providing PAN			



significant beneficial owners

Sr. No.	Details of the SBO					Details of the registered owner					Details of holding/ exercise of right of the SBO in the reporting company, whether direct or indirect*:					Date of creation / acquisition of significant beneficial interest	
	Name	PAN	Passport No. in case of a foreign national	Nationality	Nationality (Applicable in case of Any other is selected)	Name	PAN	Passport No. in case of a foreign national	Nationality	Nationality (Applicable in case of Any other is selected)	Whether by virtue of:						
											Shares	Voting rights	Rights on distributable dividend or any other distribution	Exercise of control	Exercise of significant influence		
1	Harpreet Singh Nibber	ABPPN5459C		India		Pritika Industries Limited	AAACP9500B		India		39.57			No	Yes	15-03-2017	
Total:											39.57	0	0				

