


[Home](#)[Validate](#)[Import XML](#)

General information about company

Scrip code	539359
NSE Symbol	
MSEI Symbol	
ISIN	INE583R01011
Name of the company	Pritika Auto Industries Ltd
Whether company is SME	No
Class of Security	Equity Shares
Type of report	Quarterly
Quarter Ended / Half year ended/Date of Report (For Prelisting / Allotment)	30-09-2020
Date of allotment / extinguishment (in case Capital Restructuring selected) / Listing Date	
Shareholding pattern filed under	Regulation 31 (1) (b)
Whether the listed entity is Public Sector Undertaking (PSU)?	No



[Home](#)[Validate](#)

Sr. No.	Particular	Yes/No	Promoter and Promoter Group	Public shareholder	Non Promoter- Non Public
1	Whether the Listed Entity has issued any partly paid up shares?	No	No	No	No
2	Whether the Listed Entity has issued any Convertible Securities ?	No	No	No	No
3	Whether the Listed Entity has issued any Warrants ?	No	No	No	No
4	Whether the Listed Entity has any shares against which depository receipts are issued?	No	No	No	No
5	Whether the Listed Entity has any shares in locked-in?	Yes	Yes	No	No
6	Whether any shares held by promoters are pledge or otherwise encumbered?	No	No		
7	Whether company has equity shares with differential voting rights?	No	No	No	No
8	Whether the listed entity has any significant beneficial owner?	Yes			

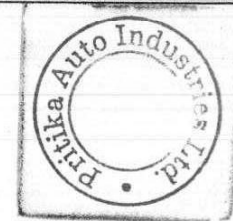




Table I - Summary Statement holding of specified securities

Note : Data will be automatically populated from shareholding pattern sheet - Data Entry Restricted in this sheet

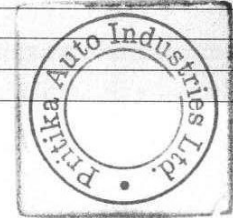
Category (I)	Category of shareholder (II)	Nos. Of shareholders (III)	No. of fully paid up equity shares held (IV)	No. Of Partly paid-up equity shares held (V)	No. Of shares underlying Depository Receipts (VI)	Total nos. shares held (VII) = (IV)+(V)+(VI)	Shareholding as a % of total no. of shares (calculated as per SCRR, 1957) (VIII) At a % of (A+B+C2)	Number of Voting Rightsheld in each class of securities (IX)			No. Of Shares Underlying Outstanding convertible securities (X)	No. of Shares Underlying Outstanding Warrants (XI)	No. Of Shares Underlying Outstanding convertible securities and No. Of Warrants (XI) (a)	Shareholding, as a % assuming full conversion of convertible securities (as a percentage of diluted share capital) (XI) = (VII)-(X) As a % of (A+B-C2)	Number of Locked in shares (XII)		Number of Shares pledged or otherwise encumbered (XIII)		Number of equity shares held in dematerialized form (XIV)	
								No of Voting (XIV) Rights							Total as a % of (A+B+C)	No. (a)	As a % of total Shares held (b)	No. (a)		As a % of total Shares held (b)
								Class ag X	Class ag Y	Total										
[A]	Promoter & Promoter Group	6	8488509			8488509	47.86	8488509.00					47.86		675000	7.95		8488509		
[B]	Public	1725	9245991			9245991	52.14	9245991.00					52.14					9110591		
[C]	Non Promoter- Non Public																			
[C1]	Shares underlying DRs																			
[C2]	Shares held by Employee Trusts																			
	Total	1731	17734500			17734500	100	17734500.00					100		675000	3.81		17599100		



Sr.	Category & Name of the Shareholders (I)	Nos. Of shareholders (III)	No. of fully paid up equity shares held (IV)	No. Of Partly paid-up equity shares held (V)	No. Of shares underlying Depository Receipts (VI)	Total nos. shares held (VII) = (IV)+(V)+(VI)	Shareholding as a % of total no. of shares (calculated as per SCRR, 1957) (VIII) As a % of (A+B+C2)	Number of Voting Rights held in each class of securities (IX)				No. Of Shares Underlying Outstanding convertible securities (X)	No. of Shares Underlying Outstanding Warrants (XI)	No. Of Shares Underlying Outstanding convertible securities and No. Of Warrants (X) (a)	Shareholding, as a % assuming full conversion of convertible securities (as a percentage of diluted share capital) (XII) = (VII)+(X) As a % of (A+B+C2)	Number of Locked in shares (XIII)		Number of Shares pledged or otherwise encumbered (XIII)		Number of equity shares held in dematerialized form (XIV)
								No of Voting (XIV) Rights			Total as a % of Total Voting rights					No. (a)	As a % of total Shares held (b)	No. (a)	As a % of total Shares held (b)	
								Class eg: X	Class eg: Y	Total										
A Table II - Statement showing shareholding pattern of the Promoter and Promoter Group																				
(1)	Indian																			
(a)	Individuals/Hindu undivided Family		9			3547171	20.00	3547171.00		3547171	20.00				20.00	325000	9.16		3547171	
(b)	Central Government/ State Governments																			
(c)	Financial Institutions/ Banks																			
(d)	Any Other (specify)		1			4941338	27.86	4941338.00		4941338	27.86								4941338	
	Sub-Total (A)(1)		6			8488509	47.86	8488509.00		8488509	47.86				47.86	350000	7.08		4941338	
(2)	Foreign																			
(a)	Individuals (Non-Resident Individuals/ Foreign Individuals)																			
(b)	Government																			
(c)	Institutions																			
(d)	Foreign Portfolio Investor																			
(e)	Any Other (specify)																			
	Sub-Total (A)(2)																			
	Total Shareholding of Promoter and Promoter Group (A)=[(A)(1)+(A)(2)]		6			8488509	47.86	8488509.00		8488509	47.86				47.86	675000	7.95		8488509	
Details of Shares which remain unclaimed for Promoter & Promoter Group																				
B Table III - Statement showing shareholding pattern of the Public shareholder Note: Kindly show details of shareholders having more than one percentage of total no. of shares. Please refer software manual.																				
(1)	Institutions																			
(a)	Mutual Funds																			
(b)	Venture Capital Funds																			
(c)	Alternate Investment Funds																			
(d)	Foreign Venture Capital Investors																			
(e)	Foreign Portfolio Investors		3			1732310	9.77	1732310.00		1732310	9.77				9.77				1732310	
(f)	Financial Institutions/ Banks																			
(g)	Insurance Companies																			
(h)	Provident Funds/ Pension Funds																			
(i)	Any Other (specify)																			
	Sub-Total (B)(1)		3			1732310	9.77	1732310.00		1732310	9.77				9.77				1732310	
(2)	Central Government/ State Governments/ President of India																			
	Sub-Total (B)(2)																			
(3)	Non-institutions																			
(a)(i)	Individuals - i. Individual shareholders holding nominal share capital up to Rs. 2 lakhs.		1540			1294033	7.30	1294033.00		1294033	7.30				7.30				1264483	
(a)(ii)	Individuals - ii. Individual shareholders holding nominal share capital in excess of Rs. 2 lakhs.		20			1847837	10.42	1847837.00		1847837	10.42				10.42				1737817	
(b)	NRECs registered with RBI																			
(c)	Employee Trusts																			
(d)	Overseas Depositories (holding DRs) (including future)																			
(e)	Any Other (specify)		152			4371811	24.65	4371811.00		4371811	24.65				24.65				4370961	
	Sub-Total (B)(3)		1722			7513681	42.37	7513681.00		7513681	42.37				42.37				7378281	
	Total Public Shareholding (B)=[(B)(1)+(B)(2)+(B)(3)]		1725			9245991	52.14	9245991.00		9245991	52.14				52.14				9110591	
Details of the shareholders acting as persons in Concert for Public																				
Details of Shares which remain unclaimed for Public																				
C Table IV - Statement showing shareholding pattern of the Non Promoter- Non Public shareholder																				
(1)	Coastal/DR Holder - Name of DR holders (if any)																			
(2)	Employee Stock Option Scheme/ SEBI (Share Based Employee Benefit) Regulations, 2014																			
	Total Non-Promoter- Non Public Shareholding (C)=[(C)(1)+(C)(2)]																			
	Total (A+B+C2)		1731			17734500	100.00	17734500.00		17734500	100.00				100.00				17599100	




Total (A+B+C)	1731	17734500	17734500	100.00	17734500.00	17734500	100.00	100.00	675000	3.81	17599100
Disclosure of notes on shareholding pattern					Add Notes						
Disclosure of notes in case of promoter holding in dematerialised form is less than 100 percentage					Add Notes						
Disclosure of notes in case of public share holding is less than 25 percentage					Add Notes						
Disclosure of notes on shareholding pattern for company remarks explanatory					Add Notes						




Home Validate

Sr. No.	Details of the SBO					Details of the registered owner					Details of holding/ exercise of right of the SBO in the reporting company, whether direct or indirect*:					Date of creation / acquisition of significant beneficial interest
	Name	PAN	Passport No. in case of a foreign national	Nationality	Nationality (Applicable in case of Any other is selected)	Name	PAN	Passport No. in case of a foreign national	Nationality	Nationality (Applicable in case of Any other is selected)	Whether by virtue of:					
											Shares	Voting Rights	Rights on distributable dividend or any other distribution	Exercise of control	Exercise of significant influence	
significant beneficial owners																
Add Delete																
1	Harpreet Singh Nibber	ABPPN5459C		India		PRITIKA Industries	AAACP9500B		India		39.00			No	Yes	15-03-2017




Home Validate

Serial No.	Name of the Shareholders (I)	PAN (II)	No. of fully paid up equity shares held (IV)	Total nos. shares held (VII) = (IV)+(V)+(VI)	Shareholding as a % of total no. of shares (calculated as per SCRR, 1957) (VIII) As a % of (A+B+C2)	Number of Voting Rights held in each class of securities (IX)			No. Of Shares Underlying Outstanding convertible securities and No. Of Warrants (Xi) (a)	Shareholding, as a % assuming full conversion of convertible securities (as a percentage of diluted share capital) (XI)= (VII)+(Xi)(a) As a % of (A+B+C2)	Number of Locked in shares (XII)		Number of equity shares held in dematerialized form (XIV)	Reason for not providing PAN	Shareholder type
						No of Voting (XIV) Rights		Total as a % of Total Voting rights			No. (a)	As a % of total Shares held (b)			
						Class eg:X	Total								
A1(a) Individuals/Hindu undivided Family															
<div style="display: flex; justify-content: space-between;"> Add Delete </div>															
1	HARPREET SINGH NIBBER	ABPPN5459C	2054934	2054934	11.59	2054934.00	2054934.00	11.59		11.59	215000	10.46	2054934		Promoter
2	RAMINDER SINGH NIBBER	ADCPN9439P	1171182	1171182	6.60	1171182.00	1171182.00	6.60		6.60	110000	9.39	1171182		Promoter
3	RISHI MANGAT	AAPPN6095B	44233	44233	0.25	44233.00	44233.00	0.25		0.25	0	0.00	44233		Promoter Group
4	GURKARAN SINGH NIBBER	AXSPN4042J	231158	231158	1.30	231158.00	231158.00	1.30		1.30	0	0.00	231158		Promoter Group
5	PAVIT NIBBER	AXJPN7798Q	45664	45664	0.26	45664.00	45664.00	0.26		0.26	0	0.00	45664		Promoter Group
Click here to go back			Total	3547171	3547171	20.00	3547171.00	3547171.00	20.00	20.00	325000	9.16	3547171		



Serial No.	Category	Name of the Shareholders (I)	PAN (II)	No. of the Shareholders (I)	No. of fully paid up equity shares held (IV)	Total nos. shares held (VII) = (IV)+(V)+(VI)	Shareholding as a % of total no. of shares (calculated as per SCRR, 1957) (VIII) As a % of (A+B+C2)	Number of Voting Rights held in each class of securities			No. of Shares Underlying Outstanding convertible securities and No. Of Warrants (XI) (a)	Shareholding, as a % assuming full conversion of convertible securities (as a percentage of diluted share capital) (XII) = (VII) + (XI) As a % of	Number of Locked in shares (XII)		Number of equity shares held in dematerialized form (XIV)	Reason for not providing PAN	Shareholder type
								No of Voting (XIV) Rights		Total as a % of Total Voting rights			No. (a)	As a % of total Shares held (b)			
								Class eg: X	Total								
A1(d) Any Other (specify)																	
<input type="button" value="Add"/> <input type="button" value="Delete"/>																	
1	Bodies Corporate <input checked="" type="checkbox"/>	PRITIKA INDUSTRIES LIMITED <input checked="" type="checkbox"/>	AAACP9500B	1	4941338	4941338	27.86	4941338.00	4941338.00	27.86		27.86	350000	7.08	4941338		Promoter
Click here to go back			Total	1	4941338	4941338	27.86	4941338.00	4941338.00	27.86		27.86	350000	7.08	4941338		




[Home](#)[Validate](#)

Serial No.	Name of the Shareholders (I)	PAN (II)	No. of fully paid up equity shares held (IV)	Total nos. shares held (VII) = (IV)+(V)+(VI)	Shareholding as a % of total no. of shares (calculated as per SCRR, 1957) (VIII) As a % of (A+B+C2)	Number of Voting Rights held in each class of securities			Shareholding, as a % assuming full conversion of convertible securities (as a percentage of diluted share capital) (XI) = (VII)+(X) As a % of (A+B+C2)	Number of equity shares held in dematerialized form (XIV)	Reason for not providing PAN
						No of Voting (XIV) Rights		Total as a % of Total Voting rights			
						Class eg: X	Total				
B1(e) Foreign Portfolio Investors											
<div style="display: flex; justify-content: space-between;"> Add Delete </div> <p style="text-align: center;">Disclosure of shareholder holding more than 1% of total number of shares</p>											
1	TANO INVESTMENT OPPORTUNITIES FUND	AAGCN9069H	1457824	1457824	8.22	1457824.00	1457824.00	8.22	8.22	1457824	
2	ASPIRE EMERGING FUND	AALCA5544M	269236	269236	1.52	269236.00	269236.00	1.52	1.52	269236	
Click here to go back			Total	1727060	1727060	9.74	1727060.00	1727060.00	9.74	1727060	



[Home](#)[Validate](#)

Searial No.	Name of the Shareholders (I)	PAN (II)	No. of fully paid up equity shares held (IV)	Total nos. shares held (VII) = (IV)+(V)+(VI)	Shareholding as a % of total no. of shares (calculated as per SCRR, 1957) (VIII) As a % of (A+B+C2)	Number of Voting Rights held in each class of securities			Shareholding, as a % assuming full conversion of convertible securities (as a percentage of diluted share capital) (XI) = (VII)+(X) As a % of (A+B+C2)	Number of equity shares held in dematerialized form (XIV)	Reason for not providing PAN
						No of Voting (XIV) Rights		Total as a % of Total Voting rights			
						Class eg: X	Total				
B3(a(ii)) Individuals - ii. Individual shareholders holding nominal share capital in excess of Rs. 2 lakhs.											
Add Delete Disclosure of shareholder holding more than 1% of total number of shares											
1	HIMATBHAI BABUBHAI SORATHIA	AEUPS5370R	400000	400000	2.26	400000.00	400000.00	2.26	2.26	400000	
2	JIGNA BHADRESH SHAH	AOEPS3700F	180000	180000	1.01	180000.00	180000.00	1.01	1.01	180000	
3	MUKESHKUMAR BHAYABHAI PATEL	ACCPP1908Q	400000	400000	2.26	400000.00	400000.00	2.26	2.26	400000	
Click here to go back			Total	980000	5.53	980000.00	980000.00	5.53	5.53	980000	



Serial No.	Category	Category / More than 1 percentage	Name of the Shareholders (I)	PAN (II)	No. of the Shareholders (I)	No. of fully paid up equity shares held (IV)	Total nos. shares held (VII) = (IV)+(V)+ (VI)	Shareholding as a % of total no. of shares (calculated as per SCRR, 1957) (VIII) As a % of (A+B+C2)	Number of Voting Rights held in each class of securities (IX)			Shareholding, as a % assuming full conversion of convertible securities (as a percentage of diluted share capital) (XI)= (VII)+(X) As a % of (A+B+C2)	Number of equity shares held in dematerialized form (XIV)	Reason for not providing PAN	
									No of Voting (XIV) Rights		Total as a % of Total Voting rights				
		Class eg: X		Total											
B3(e) Any Other (specify)															
Add Delete															
1	Clearing Members	Category			16	21193	21193	0.12	21193	21193	0.12	0.12	21193		
2	Bodies Corporate	Category			20	309211	309211	1.74	309211	309211	1.74	1.74	309211		
3	Bodies Corporate	More than 1 percentage of shareholding	ADVANCE PRODUCTS PRIVATE LIMITED	AABCA1657K	1	186501	186501	1.05	186501	186501	1.05	1.05	186501		
4	HUF	Category			60	73111	73111	0.41	73111	73111	0.41	0.41	72261		
5	Non-Resident Indian (NRI)	Category			56	3968296	3968296	22.38	3968296	3968296	22.38	22.38	3968296		
6	Non-Resident Indian (NRI)	More than 1 percentage of shareholding	RAJESH SADHWANI	BHFPS0322A	1	1732143	1732143	9.77	1732143	1732143	9.77	9.77	1732143		
7	Non-Resident Indian (NRI)	More than 1 percentage of shareholding	ASHOK SADHWANI	BHVPS3906A	1	521490	521490	2.94	521490	521490	2.94	2.94	521490		
8	Non-Resident Indian (NRI)	More than 1 percentage of shareholding	LALIT SADHWANI	ANDPS9702P	1	280600	280600	1.58	280600	280600	1.58	1.58	280600		
9	Non-Resident Indian (NRI)	More than 1 percentage of shareholding	SYED WAJID ALI	ALKPS9026M	1	375000	375000	2.11	375000	375000	2.11	2.11	375000		
					Click here to go back		Total	152	4371811	4371811	24.65	4371811.00	4371811.00	24.65	4370961

