

[Home](#)[Validate](#)

General information about company

| | |
|--|--|
| Scrip code | 539359 |
| Name of the company | PRITIKA AUTO INDUSTRIES LIMITED |
| Whether company is SME | No |
| Class of Security | Equity Shares |
| Type of report | Capital Restructuring |
| Quarter Ended / Half year ended/Date of Report (For Prelisting / Allotment) | 02-06-2017 |
| Date of allotment / extinguishment (in case Capital Restructuring selected) / Listing Date | 30-05-2017 |
| Shareholding pattern filed under | Regulation 31 (1) (c) |



[Home](#)[Validate](#)

| Sr. No. | Particular | Yes/No |
|---------|--|--------|
| 1 | Whether the Listed Entity has issued any partly paid up shares? | No |
| 2 | Whether the Listed Entity has issued any Convertible Securities ? | No |
| 3 | Whether the Listed Entity has issued any Warrants ? | No |
| 4 | Whether the Listed Entity has any shares against which depository receipts are issued? | No |
| 5 | Whether the Listed Entity has any shares in locked-in? | Yes |
| 6 | Whether any shares held by promoters are pledge or otherwise encumbered? | No |
| 7 | Whether company has equity shares with differential voting rights? | No |




Table I - Summary Statement holding of specified securities

Note : Data will be automatically populated from shareholding pattern sheet - Data Entry Restricted in this sheet

| Category (I) | Category of shareholder (II) | Nos. Of shareholders (III) | No. of fully paid up equity shares held (IV) | No. Of Partly paid-up equity shares held (V) | No. Of shares underlying Depository Receipts (VI) | Total nos. shares held (VII) = (IV)+(V)+ (VI) | Shareholding as a % of total no. of shares (calculated as per SCRR, 1957) (VIII) As a % of (A+B+C2) | Number of Voting Rightsheld in each class of securities (IX) | | | No. of Shares Underlying Outstanding convertible securities (X) | No. of Shares Underlying Outstanding Warrants (XI) | No. Of Shares Underlying Outstanding convertible securities and No. Of Warrants (XII) (a) | Shareholding, as a % assuming full conversion of convertible securities (as a percentage of diluted share capital) (XII)= (XII)/(X) As a % of (A+B+C2) | Number of Locked in shares (XIII) | | Number of Shares pledged or otherwise encumbered (XIII) | | Number of equity shares held in dematerialized form (XIV) | |
|--------------|--------------------------------|----------------------------|--|--|---|---|---|--|-------------|-------|---|--|---|---|-----------------------------------|---------|---|-----------------|---|---------------------------------|
| | | | | | | | | No of Voting (XIV) Rights | | | | | | | Total as a % of (A+B+C) | No. (a) | As a % of total Shares held (b) | No. (a) | | As a % of total Shares held (b) |
| | | | | | | | | Class eg: X | Class eg: Y | Total | | | | | | | | | | |
| (A) | Promoter & Promoter Group | 6 | 7803131 | | | 7803131 | 57.62 | 78,03,131.00 | | | | 57.62 | 7719931 | 98.93 | | | | 7803131 | | |
| (B) | Public | 1105 | 5738869 | | | 5738869 | 42.38 | 57,38,869.00 | | | | 42.38 | 1175169 | 20.48 | | | | 5507819 | | |
| (C) | Non Promoter- Non Public | | | | | | | | | | | | | | | | | | | |
| (C1) | Shares underlying DRs | | | | | | | | | | | | | | | | | | | |
| (C2) | Shares held by Employee Trusts | | | | | | | | | | | | | | | | | | | |
| | Total | 1111 | 13542000 | | | 13542000 | 100 | 13542000.00 | | | | 100 | 8895100 | 65.69 | | | | 13310950 | | |




| Sr. | Category & Name of the Shareholders (I) | Nos. Of shareholders (III) | No. of fully paid up equity shares held (IV) | Total nos. shares held (VII) = (IV)+(V)+ (VI) | Shareholding as a % of total no. of shares (calculated as per SCRR, 1957) (VIII) As a % of (A+B+C2) | Number of Voting Rights held in each class of securities (IX) | | | Shareholding, as a % assuming full conversion of convertible securities (as a percentage of diluted share capital) (XI)= (VII)+(X) As a % of (A+B+C2) | Number of Locked in shares (XII) | | Number of equity shares held in dematerialized form (XIV) |
|--|--|----------------------------|--|---|---|---|----------------|-------------------------------------|---|----------------------------------|---------------------------------|---|
| | | | | | | No of Voting (XIV) Rights | | Total as a % of Total Voting rights | | No. (a) | As a % of total Shares held (b) | |
| | | | | | | Class eg: X | Total | | | | | |
| A Table II - Statement showing shareholding pattern of the Promoter and Promoter Group | | | | | | | | | | | | |
| (1) Indian | | | | | | | | | | | | |
| (a) | Individuals/Hindu undivided Family | 5 | 3242978 | 3242978 | 23.95 | 3242978.00 | 3242978 | 23.95 | 23.95 | 3159778 | 97.43 | 3242978 |
| (b) | Central Government/ State Government(s) | | | | | | | | | | | |
| (c) | Financial Institutions/ Banks | | | | | | | | | | | |
| (d) | Any Other (specify) | 1 | 4560153 | 4560153 | 33.67 | 4560153.00 | 4560153 | 33.67 | 33.67 | 4560153 | 100.00 | 4560153 |
| Sub-Total (A)(1) | | 6 | 7803131 | 7803131 | 57.62 | 7803131.00 | 7803131 | 57.62 | 57.62 | 7719931 | 98.93 | 7803131 |
| (2) Foreign | | | | | | | | | | | | |
| (a) | Individuals (NonResident Individuals/ Foreign Individuals) | | | | | | | | | | | |
| (b) | Government | | | | | | | | | | | |
| (c) | Institutions | | | | | | | | | | | |
| (d) | Foreign Portfolio Investor | | | | | | | | | | | |
| (e) | Any Other (specify) | | | | | | | | | | | |
| Sub-Total (A)(2) | | | | | | | | | | | | |
| Total Shareholding of Promoter and Promoter Group (A)=(A)(1)+(A)(2) | | 6 | 7803131 | 7803131 | 57.62 | 7803131.00 | 7803131 | 57.62 | 57.62 | 7719931 | 98.93 | 7803131 |
| Details of Shares which remain unclaimed for Promoter & Promoter Group | | | | | | | | | | | | |
| B Table III - Statement showing shareholding pattern of the Public shareholder <small>Note : Kindly show details of shareholders having more than one percentage of total no of shares. Please refer software manual.</small> | | | | | | | | | | | | |
| (1) Institutions | | | | | | | | | | | | |
| (a) | Mutual Funds | | | | | | | | | | | |
| (b) | Venture Capital Funds | | | | | | | | | | | |
| (c) | Alternate Investment Funds | | | | | | | | | | | |
| (d) | Foreign Venture Capital Investors | | | | | | | | | | | |
| (e) | Foreign Portfolio Investors | | | | | | | | | | | |
| (f) | Financial Institutions/ Banks | | | | | | | | | | | |
| (g) | Insurance Companies | | | | | | | | | | | |
| (h) | Provident Funds/ Pension Funds | | | | | | | | | | | |
| (i) | Any Other (specify) | | | | | | | | | | | |
| Sub-Total (B)(1) | | | | | | | | | | | | |
| (2) | Central Government/ State Government(s)/ President of India | | | | | | | | | | | |
| Sub-Total (B)(2) | | | | | | | | | | | | |
| (3) Non-institutions | | | | | | | | | | | | |
| (a)(i) | Individuals - i. Individual shareholders holding nominal share capital up to Rs. 2 lakhs. | 974 | 1090819 | 1090819 | 8.06 | 1090819 | 1090819 | 8.06 | 8.06 | 17218.00 | 1.58 | 1065419 |
| (a)(ii) | Individuals - ii. Individual shareholders holding nominal share capital in excess of Rs. 2 lakhs. | 53 | 3671641 | 3671641 | 27.11 | 3671641 | 3671641 | 27.11 | 27.11 | 918635.00 | 25.02 | 3465991 |
| (b) | NBFCs registered with RBI | | | | | | | | | | | |
| (c) | Employee Trusts | | | | | | | | | | | |
| (d) | Overseas Depositories (holding DRs) (balancing figure) | | | | | | | | | | | |




| | | | | | | | | | | | | |
|--|--|-------------|-----------------|-----------------|---------------|--------------------|-----------------|---------------|---------------|-------------------|--------------|-----------------|
| (e) | Any Other (specify) | 78 | 976409 | 976409 | 7.21 | 976409 | 976409 | 7.21 | 7.21 | 239316 | 24.51 | 976409 |
| | Sub-Total (B)(3) | 1105 | 5738869 | 5738869 | 42.38 | 5738869.00 | 5738869 | 42.38 | 42.38 | 1175169.00 | 20.48 | 5507819 |
| | Total Public Shareholding (B)=(B)(1)+(B)(2)+(B)(3) | 1105 | 5738869 | 5738869 | 42.38 | 5738869.00 | 5738869 | 42.38 | 42.38 | 1175169.00 | 20.48 | 5507819 |
| Details of the shareholders acting as persons in Concert for Public | | | | | | | | | | | | |
| Details of Shares which remain unclaimed for Public | | | | | | | | | | | | |
| C Table IV - Statement showing shareholding pattern of the Non Promoter- Non Public shareholder | | | | | | | | | | | | |
| (1) | Custodian/DR Holder - Name of DR Holders (if Available) | | | | | | | | | | | |
| (2) | Employee Benefit Trust (under SEBI (Share based Employee Benefit) Regulations, 2014) | | | | | | | | | | | |
| | Total NonPromoter- Non Public Shareholding (C)= (C)(1)+(C)(2) | | | | | | | | | | | |
| | Total (A+B+C2) | 1111 | 13542000 | 13542000 | 100.00 | 13542000.00 | 13542000 | 100.00 | 100.00 | 8895100 | 65.69 | 13310950 |
| | Total (A+B+C) | 1111 | 13542000 | 13542000 | 100.00 | 13542000.00 | 13542000 | 100.00 | 100.00 | 8895100 | 65.69 | 13310950 |
| Disclosure of notes on shareholding pattern | | | | | | | | | | | | Add Notes |



| Serial No. | Name of the Shareholders (I) | PAN (II) | No. of fully paid up equity shares held (IV) | Total nos. shares held (VII) = (IV)+(V)+ (VI) | Shareholding as a % of total no. of shares (calculated as per SCRR, 1957) (VIII) As a % of (A+B+C2) | Number of Voting Rights held in each class of securities | | | Shareholding, as a % assuming full conversion of convertible securities (as a percentage of diluted share capital) (XI) = (VII)+(XI)(a) As a % of (A+B+C2) | Number of Locked in shares (XII) | | Number of equity shares held in dematerialized form (XIV) | |
|--|------------------------------|------------|--|---|---|--|------------|-------------------------------------|--|----------------------------------|---------------------------------|---|---------|
| | | | | | | No of Voting (XIV) Rights | | Total as a % of Total Voting rights | | No. (a) | As a % of total Shares held (b) | | |
| | | | | | | Class eg:X | Total | | | | | | |
| A1(a) Individuals/Hindu undivided Family | | | | | | | | | | | | | |
| <div style="display: flex; justify-content: space-between;"> Add Delete </div> | | | | | | | | | | | | | |
| 1 | GURKARAN SINGH NIBBER | AXSPN404ZJ | 231158 | 231158 | 1.71 | 231158.00 | 231158.00 | 1.71 | 1.71 | 231158 | 100.00 | 231158 | |
| 2 | HARPREET SINGH NIBBER | ABPPN5459C | 1839934 | 1839934 | 13.59 | 1839934.00 | 1839934.00 | 13.59 | 13.59 | 1756734 | 95.48 | 1839934 | |
| 3 | PAVIT NIBBER | AXJPN7798Q | 45664 | 45664 | 0.34 | 45664.00 | 45664.00 | 0.34 | 0.34 | 45664 | 100.00 | 45664 | |
| 4 | RAMINDER SINGH NIBBER | ADCPN9439P | 1061182 | 1061182 | 7.84 | 1061182.00 | 1061182.00 | 7.84 | 7.84 | 1061182 | 100.00 | 1061182 | |
| 5 | RISHI MANGAT | AAPPN6095B | 65040 | 65040 | 0.48 | 65040.00 | 65040.00 | 0.48 | 0.48 | 65040 | 100.00 | 65040 | |
| Click here to go back | | | Total | 3242978 | 3242978 | 23.95 | 3242978.00 | 3242978.00 | 23.95 | 23.95 | 3159778 | 97.43 | 3242978 |



| Searial No. | Category | Name of the Shareholders (I) | PAN (II) | No. of the Shareholders (I) | No. of fully paid up equity shares held (IV) | Total nos. shares held (VII) = (IV)+(V)+(VI) | Shareholding as a % of total no. of shares (calculated as per SCRR, 1957) (VIII) As a % of (A+B+C2) | Number of Voting Rights held in each class of securities | | | Shareholding, as a % assuming full conversion of convertible securities (as a percentage of diluted share capital) (XI) = (VII)+(X) | Number of Locked in shares (XII) | | Number of equity shares held in dematerialized form (XIV) |
|---|------------------|------------------------------|------------|-----------------------------|--|--|---|--|------------|-------------------------------------|---|----------------------------------|---------------------------------|---|
| | | | | | | | | No of Voting (XIV) Rights | | Total as a % of Total Voting rights | | No. (a) | As a % of total Shares held (b) | |
| | | | | | | | | Class eg: X | Total | | | | | |
| A1(d) Any Other (specify) | | | | | | | | | | | | | | |
| <div style="display: flex; justify-content: space-around;"> Add Delete </div> | | | | | | | | | | | | | | |
| 1 | Bodies Corporate | Pritika Industries Limited | AAACP9500B | 1 | 4560153 | 4560153 | 33.67 | 4560153.00 | 4560153.00 | 33.67 | 33.67 | 4560153 | 100.00 | 4560153 |
| | | | Total | 1 | 4560153 | 4560153 | 33.67 | 4560153.00 | 4560153.00 | 33.67 | 33.67 | 4560153 | 100.00 | 4560153 |



| Serial No. | Name of the Shareholders (I) | PAN (II) | No. of fully paid up equity shares held (IV) | Total nos. shares held (VII) = (IV)+(V)+(VI) | Shareholding as a % of total no. of shares (calculated as per SCRR, 1957) (VIII) As a % of (A+B+C2) | Number of Voting Rights held in each class of securities | | | Shareholding, as a % assuming full conversion of convertible securities (as a percentage of diluted share capital) (XI) = (VII)+(X) As a % of (A+B+C2) | Number of Locked in shares (XII) | | Number of equity shares held in dematerialized form (XIV) |
|------------|------------------------------|----------|--|--|---|--|-------|-------------------------------------|--|----------------------------------|---------------------------------|---|
| | | | | | | No of Voting (XIV) Rights | | Total as a % of Total Voting rights | | No. (a) | As a % of total Shares held (b) | |
| | | | | | | Class eg: X | Total | | | | | |

B3(a)(ii) Individuals - ii. Individual shareholders holding nominal share capital in excess of Rs. 2 lakhs.

| Disclosure of shareholder holding more than 1% of total number of shares | | | | | | | | | | | | | | |
|--|-----------------------------|------------|---------------------------------------|--------|---------|-----------|-----------|------------|------------|--------|--------|--------|-------|---------|
| | | Add | Delete | | | | | | | | | | | |
| 1 | MUKESHKUMAR BHAYABHAI PATEL | ACCP1908Q | 400000 | 400000 | 2.95 | 400000.00 | 400000.00 | 2.95 | 2.95 | 0 | 0.00 | 400000 | | |
| 2 | HIMATBHAI BABUBHAI SORATHIA | AEUPS5370R | 400000 | 400000 | 2.95 | 400000.00 | 400000.00 | 2.95 | 2.95 | 0 | 0.00 | 400000 | | |
| 3 | SYED WAJID ALI | ALKPS9026M | 368449 | 368449 | 2.72 | 368449.00 | 368449.00 | 2.72 | 2.72 | 0 | 0.00 | 368449 | | |
| 4 | JIGNA BHADRESH SHAH | AOEPS3700F | 180000 | 180000 | 1.33 | 180000.00 | 180000.00 | 1.33 | 1.33 | 0 | 0.00 | 180000 | | |
| 5 | SUBRAMANIAN KRISHNAN | AEIPK4663H | 174750 | 174750 | 1.29 | 174750.00 | 174750.00 | 1.29 | 1.29 | 172000 | 98.43 | 174750 | | |
| 6 | SUBHASISH BHATTACHARJEE | AAOPB5311M | 150000 | 150000 | 1.11 | 150000.00 | 150000.00 | 1.11 | 1.11 | 150000 | 100.00 | 150000 | | |
| | | | Click here to go back | Total | 1673199 | 1673199 | 12.36 | 1673199.00 | 1673199.00 | 12.36 | 12.36 | 322000 | 19.24 | 1673199 |



| Serial No. | Category | Category / More than 1 percentage | Name of the Shareholders (I) | PAN (II) | No. of the Shareholders (I) | No. of fully paid up equity shares held (IV) | Total nos. shares held (VII) = (IV)+(V)+(VI) | Shareholding as a % of total no. of shares (calculated as per SCRR, 1957) (VIII) As a % of (A+B+C2) | Number of Voting Rights held in each class of securities (IX) | | | Shareholding, as a % assuming full conversion of convertible securities (as a percentage of diluted share capital) (XI) = (VII)+(X) As a % of (A+B+C2) | Number of Locked in shares (XII) | | Number of equity shares held in dematerialized form (XIV) | |
|---------------------------|------------------|--|------------------------------|------------|---------------------------------------|--|--|---|---|--------|-------------------------------------|--|----------------------------------|---------------------------------|---|--------|
| | | | | | | | | | No of Voting (XIV) Rights | | Total as a % of Total Voting rights | | No. (a) | As a % of total Shares held (b) | | |
| | | | | | | | | | Class eg: X | Total | | | | | | |
| B3(e) Any Other (specify) | | | | | | | | | | | | | | | | |
| Add Delete | | | | | | | | | | | | | | | | |
| 1 | Clearing Members | Category | | | 18 | 63460 | 63460 | 0.47 | 63460 | 63460 | 0.47 | 0.47 | 0 | 0.00 | 63460 | |
| 2 | Bodies Corporate | More than 1 percentage of shareholding | ADVANCE PRODUCTS PRIVATE | AABCA1657K | 1 | 239316 | 239316 | 1.77 | 239316 | 239316 | 1.77 | 1.77 | 239316 | 100.00 | 239316 | |
| 3 | Bodies Corporate | More than 1 percentage of shareholding | SUMPOORNA PORTFOLIO LIMITED | AAOC58998N | 1 | 222000 | 222000 | 1.64 | 222000 | 222000 | 1.64 | 1.64 | 0 | 0.00 | 222000 | |
| 4 | Bodies Corporate | Category | | | 60 | 912949 | 912949 | 6.74 | 912949 | 912949 | 6.74 | 6.74 | 0 | 0.00 | 912949 | |
| | | | | | Click here to go back | Total | 78 | 976409 | 976409 | 7.21 | 976409.00 | 976409.00 | 7.21 | 0 | 0.00 | 976409 |

