

HARIGANGA MACHINERIES AND ENGINEERING SERVICES LTD.

Regd Off: Old Motor Stand, Itwari, Nagpur-440 008, Maharashtra. Telephone: 0712- 2768748/2768749

Corp. off: Office No. 303, 3rd Floor, Premises No. 71, Metcaffe Street, Bcwazar,

Kolkata - 700 013, West Bengal Telephone: 033-65555464

Website:www.harigangamachineries.com Email Id:harigangamachineries@gmail.com

CIN: L45208MH1980PLC022506

Date: 20.04.2015

To,

Executive (Listing),

THE CALCUTTA STOCK EXCHANGE LIMITED

7, Lyons Range

Kolkata 700001.

Ref: CSE Scrip Code: 18096

Sub: Submission of Share Holding Pattern.

Dear Sir / Madam,


With reference to the above mentioned subject, we are enclosing herewith the Shareholding Pattern for the Quarter Ended 31st March, 2015.

Kindly-acknowledge the receipt of the same.

Thanking You.

Yours Faithfully,

For Hariganga Machineries And Engineering Services Limited



Mr. Chetan Shinde

Executive Director

DIN: 06996605

Introductory sub-table (I)(a)

Name of the Company:
Scrip Code, Name of the scrip, class of security:
Quarter ended:


HARIGANGA MACHINERIES AND ENGINEERING SERVICES LTD
 18096
 31/03/2015

	As a % of total no. of	
	No. of partly paid-up shares	partly paid-up shares
Partly paid-up shares:-		
Held by promoter/promoter group	NIL	NIL
Held by public	NIL	NIL
Total - D	NIL	NIL

	As a % of total no. of shares	
	No. of outstanding securities	of the company
Outstanding convertible securities:-		
Held by promoter/promoter group	NIL	NIL
Held by public	NIL	NIL
Total - E	NIL	NIL

	As a % of total no. of shares of the company, assuming full conversion of the securities	
	No. of warrants	of the company
Warrants:-		
Held by promoter/promoter group	NIL	NIL
Held by public	NIL	NIL
Total - F	NIL	NIL

Total paid-up capital of the company, assuming full conversion of warrants and convertible securities **4692500**



Statement Showing Shareholding Pattern
 Company Name: HARIANGA MACHINERIES AND ENGINEER Table (I)(a)

Category code	Category of Shareholder	Number of Shareholders	Total number of shares	Number of shares in dematerialized form	Total shareholding as a percentage of total number of shares	As a percentage of (A+B) 1	As a percentage of (A+B+C)	Number of shares	As a percentage (IX)= (VIII)/(IV)*100	
(I)	(II)	(III)	(IV)	(V)	(VI)	(VII)	(VIII)	(IX)	(X)	
(A) Shareholding of Promoter and Promoter Group²										
1 Indian										
(a)	Individuals/ HUF	7	145000	0	3.09	3.09	3.09	0	0.00	
(b)	Central Govt./ State Govt.(s)	0	0	0	0.00	0.00	0.00	0	0.00	
(c)	Bodies Corporate	0	0	0	0.00	0.00	0.00	0	0.00	
(d)	Financial Institutions/ Banks	0	0	0	0.00	0.00	0.00	0	0.00	
(e)	Any Others(Specify)									
(e-i)	Directors	1	200	0	0.00	0.00	0.00	0	0.00	
(e-ii)	Directors				0.00	0.00	0.00		0.00	
	Sub Total(A)(1)	8	145200	0	3.09	3.09	3.09	0	0.00	
2 Foreign										
Individuals (NRI/Foreign Individuals)										
a	Individuals	0	0	0	0.00	0.00	0.00	0	0.00	
b	Bodies Corporate	0	0	0	0.00	0.00	0.00	0	0.00	
c	Institutions	0	0	0	0.00	0.00	0.00	0	0.00	
d	Qualified Foreign Investor	0	0	0	0.00	0.00	0.00	0	0.00	
e	Any Others(Specify)									
	Sub Total(A)(2)	0	0	0	0.00	0.00	0.00	0	0.00	
Total Shareholding of Promoter and Promoter Group (A) = (A)(1)+(A)(2)										
		8	145200	0	3.09	3.09	3.09	0	0.00	
(B) Public shareholding										
1 Institutions										
(a)	Mutual Funds/ UTI	0	0	0	0.00	0.00	0.00	0	0.00	
(b)	Financial Institutions / Banks	0	0	0	0.00	0.00	0.00	0	0.00	
(c)	Central Government/ State Governme	0	0	0	0.00	0.00	0.00	0	0.00	
(d)	Venture Capital Funds	0	0	0	0.00	0.00	0.00	0	0.00	
(e)	Insurance Companies	0	0	0	0.00	0.00	0.00	0	0.00	
(f)	Foreign Institutional Investors	0	0	0	0.00	0.00	0.00	0	0.00	
(g)	Foreign Venture Capital Investors	0	0	0	0.00	0.00	0.00	0	0.00	
(h)	Qualified Foreign Investor	0	0	0	0.00	0.00	0.00	0	0.00	



(I)	Any Other (specify)	0	0	0	0	0.00	0.00	0	0.00
	Sub-Total (B)(1)	0	0	0	0	0.00	0.00	0	0.00
B 2	Non-institutions								
(a)	Bodies Corporate	0	0	0	0	0.00	0.00	0	0.00
(b)	Individuals								
I	Ind-Hold nominal shr capital upto Rs.:	585	354800	47100	0	7.56	7.56	0	0.00
II	Ind-Hold nominal shr capital in excess	78	4192500	3322500	0	89.34	89.34	0	0.00
(c)	Qualified Foreign Investor	0	0	0	0	0.00	0.00	0	0.00
(d)	Any Other (specify)								
(d-i)	Others	0	0	0	0	0.00	0.00	0	0.00
(d-ii)	Clearing member	0	0	0	0	0.00	0.00	0	0.00
(d-iii)	NRIs	0	0	0	0	0.00	0.00	0	0.00
(d-iv)	NRI Corp Bodies	0	0	0	0	0.00	0.00	0	0.00
(d-v)	Foreign Corp Bodies (Including FDI)	0	0	0	0	0.00	0.00	0	0.00
(d-vi)	Customers	0	0	0	0	0.00	0.00	0	0.00
(d-vii)	Suppliers	0	0	0	0	0.00	0.00	0	0.00
(d-viii)	Foreign Nationals	0	0	0	0	0.00	0.00	0	0.00
(d-ix)	Trusts	0	0	0	0	0.00	0.00	0	0.00
(d-x)	Foreign (Promoters)	0	0	0	0	0.00	0.00	0	0.00
(d-xi)	Directors	0	0	0	0	0.00	0.00	0	0.00
(d-xii)	Directors Relatives	0	0	0	0	0.00	0.00	0	0.00
(d-xiii)	Foreign Individuals (Including FDI)	0	0	0	0	0.00	0.00	0	0.00
(B)	Sub-Total (B)(2)	663	4547300	3369600	0	96.91	96.91	0	0.00
	Total Public Shareholding (B) = (B)	663	4547300	3369600	0	96.91	96.91	0	0.00
	TOTAL (A)+(B)	671	4692500	3369600	0	100.00	100.00	0	0.00
(C)	Shares held by Custodians and against which Depository Receipts have been issued								
	1 Promoter and Promoter Group	0	0	0	0	0.00	0.00	0	0.00
	2 Public -	0	0	0	0	0.00	0.00	0	0.00
	Sub-Total (C)	0	0	0	0	0.00	0.00	0	0.00
	GRAND TOTAL (A)+(B)+(C)	671	4692500	3369600	0	100.00	100.00	0	0.00



(I)
(b) Statement showing holding of securities (including shares, warrants, convertible securities) of persons belonging to the category "Promoter and Promoter Group"

Sr. No.	Name of the shareholder	Details of Shares held	Encumbered shares (*)	Details of warrants	Details of convertible securities	Total shares (including underlying shares assuming full conversion of warrants and convertible securities) as a % of diluted share capital					
(I)	(II)	(III)	(IV)	(V)	(VI)	(VII)	(VIII)	(IX)	(X)	(XI)	(XII)
		Number of shares held	As a % of grand total (A)+(B)+(C)	No.	As a percentage	As a % of grand total (A)+(B)+(C) of sub-clause (I)(a)	Number of warrants held	As a % Total Number of warrants held	Number of convertible securities held	As a % Total Number of convertible securities held	
1	GANGA DEVI AGRAWAL	25000	0.53	0	0.00	0.00	0	0.00	0	0.00	0.53
2	JIV HARISH AGRAWAL	10000	0.21	0	0.00	0.00	0	0.00	0	0.00	0.21
3	GOPAL AGRAWAL	200	0.00	0	0.00	0.00	0	0.00	0	0.00	0.00
4	HARISH GANGARAM AGRAWAL	20000	0.43	0	0.00	0.00	0	0.00	0	0.00	0.43
5	KAILASH CHANDRA AGARWAL	20000	0.43	0	0.00	0.00	0	0.00	0	0.00	0.43
6	OM PRAKASH AGRAWAL	20000	0.43	0	0.00	0.00	0	0.00	0	0.00	0.43
7	PURUSHOTTAM DAS AGARWAL	20000	0.43	0	0.00	0.00	0	0.00	0	0.00	0.43
8	PUSHPADEVI AGRAWAL	18000	0.38	0	0.00	0.00	0	0.00	0	0.00	0.38
	JIV HARISH AGRAWAL										
	TARAMANI AGRAWAL	32000	0.68	0	0.00	0.00	0	0.00	0	0.00	0.68
	JIV HARISH AGRAWAL										
	TOTAL	145200	3.09	0	0.00	0.00	0	0.00	0	0.00	3.09

(*) The term "encumbrance" has the same meaning as assigned to it in regulation 28(3) of the SAST Regulations, 2011



(I)
(C)
(I)

Statement showing holding of securities (including shares, warrants, convertible securities) of persons belonging to the

category "Public" and holding more than 1% of the total number of shares.

Sr. No	Name of the shareholder	Number of shares held	Shares as a percentage of total number of shares (i.e., Grand Total (A)+(B)+(C) indicated in Statement at para (1)(a) above)	Details of warrants of Number of warrants held		Details of Number of convertible securities held		Total shares (including underlying shares assuming full conversion of warrants and convertible securities) as a % of diluted share capital
				Number of warrants held	As a % of Total Number of the same Class	Number of convertible securities held	As a % of Total Number of the same Class	
1	ANUPA ROHIT VOHRA	100000	2.13	0	0.00	0.00	0	0.00
2	ASHOK GHANCHAND VOHRA	100000	2.13	0	0.00	0.00	0	0.00
3	ASHOK JIVRAJ SHAH	50000	1.07	0	0.00	0.00	0	0.00
4	BHARATBHAI LUKHI DARSNAK MAHESH	60000	1.28	0	0.00	0.00	0	0.00
5	RUPANI	50000	1.07	0	0.00	0.00	0	0.00
6	DURLABHBHAI PATEL HARSHAD SHANTILAL	90000	1.92	0	0.00	0.00	0	0.00
7	TANK HARSHAD VALLABHDAS	100000	2.13	0	0.00	0.00	0	0.00
8	TOLLA	100000	2.13	0	0.00	0.00	0	0.00
9	HASMUKH RAVJI SHAH HEMANT GAMANLAL	50000	1.07	0	0.00	0.00	0	0.00
10	MEHTA	100000	2.13	0	0.00	0.00	0	0.00
11	HETAL VIJAY SHAH HIMATBHAI BABUBHAI	50000	1.07	0	0.00	0.00	0	0.00
12	SORATHIA	400000	8.52	0	0.00	0.00	0	0.00
13	JATIN FARIA	50000	1.07	0	0.00	0.00	0	0.00
14	JIGNA BHADRESH SHAH	180000	3.84	0	0.00	0.00	0	0.00
15	KETAN RAJNIKANT DOSHI	50000	1.07	0	0.00	0.00	0	0.00
16	(HUF)	50000	1.07	0	0.00	0.00	0	0.00
17	LATA HARSHAD TOLLA MAHESH DHUDCHAND	50000	1.07	0	0.00	0.00	0	0.00
18	JAIN	80000	1.70	0	0.00	0.00	0	0.00
19	MOHAN LAL BOOB	50000	1.07	0	0.00	0.00	0	0.00
20	MUKESH JIVRAJ SHAH MUKESHKUMAR	50000	1.07	0	0.00	0.00	0	0.00
21	BHAYABHAI PATEL	400000	8.52	0	0.00	0.00	0	0.00



NIRUBEN SHANTILAL									
22 TANK	100000	2.13	0	0.00	0.00	0	0.00	0	0.00
23 RAJ KUMAR SHARMA	100000	2.13	0	0.00	0.00	0	0.00	0	0.00
24 REKHA MAHESH JAIN	80000	1.70	0	0.00	0.00	0	0.00	0	0.00
25 SACHIN MANILAL FARIA	50000	1.07	0	0.00	0.00	0	0.00	0	0.00
26 SHANTILAL R TANK H U F	100000	2.13	0	0.00	0.00	0	0.00	0	0.00
27 SHITAL KETAN DOSHI	50000	1.07	0	0.00	0.00	0	0.00	0	0.00
28 VEERAL SHANTILAL TANK	100000	2.13	0	0.00	0.00	0	0.00	0	0.00
TOTAL	2790000	59.45	0	0.00	0.00	0	0.00	0	0.00



(I)(c)(ii) Statement showing holding of securities (including shares, warrants, convertible securities) of persons (together with PAC) belonging to the category "Public" and holding more than 5% of the total number of shares of the company

Sr. No.	Name(s) of the shareholder(s) and the Persons Acting in Concert (PAC) with them	Number of shares	Shares as a percentage of total number of shares {i.e., Grand Total (A)+(B)+(C) indicated in Statement at para (I)(a) above}	Details of warrants		Details of convertible securities		Total shares (including underlying shares assuming full Conversion of warrants and convertible securities) as a % of diluted share capital
				Number of warrants	As a % Total	Number of convertible securities held	% w.r.t Total Number of convertible securities of the same Class	
1	HIMATBHAI BABUBHAI SORATHIA	400000	8.52	0	0.00	0	0.00	0.00
2	MUKESHKUMAR BHAYABHAI PATEL	400000	8.52	0	0.00	0	0.00	0.00
3	Mrs. Rekha Mahesh Jain	80000	1.70	0	0.00	0	0.00	0.00
4	*Mr. Mahesh D. Jain	40000	0.85	0	0.00	0	0.00	0.00
5	*Mr. Alpesh D. Jain	80000	1.70	0	0.00	0	0.00	0.00
6	*M/s. Mahesh D. Jain (HUF)	40000	0.85	0	0.00	0	0.00	0.00
9	Mr. Harshad Shantlal Tank	100000	2.13	0	0.00	0	0.00	0.00
7	**M/s. Shantlal R. Tank (HUF)	100000	2.13	0	0.00	0	0.00	0.00
8	**Mrs. Niruben Shantlal Tank	100000	2.13	0	0.00	0	0.00	0.00
10	**Mr. Veeral Shantlal Tank	100000	2.13	0	0.00	0	0.00	0.00
	TOTAL	1440000	30.68	0	0.00	0	0.00	0.00

* Note: Mr. Mahesh D. Jain, Mr. Alpesh D. Jain, M/s. Mahesh D. Jain (HUF) are Person Acting in Concert (PAC) alongwith Mrs. Rekha Mahesh Jain

** Note: M/s. Shantlal R. Tank (HUF), Mrs. Niruben Shantlal Tank, and Mr. Veeral Shantlal Tank are Person Acting in Concert (PAC) alongwith Mr. Harshad Shantlal Tank




(I)(d) Statement showing details of locked-in shares.

Sr. No.	Name of the shareholder	Number of locked-in shares	Locked-in shares as a percentage of total number of shares {i.e., Grand Total (A)+(B)+(C) Indicated in Statement at para (I)(a) above}	Promoter / Promoter Group / Public
1	ALPESH DHULCHAND JAIN	40000	0.85	public
2	ANAND KARSANDAS BHANSALI	25000	0.53	public
3	ANUPA ROHIT VOHRA	100000	2.13	public
4	ASHISH KARSANDAS BHANSALI	25000	0.53	public
5	ASHOK GHANCHAND VOHRA	100000	2.13	public
6	ASHOK JIVRAJ SHAH	50000	1.07	public
7	BHANWARLAL JAIN AND SONS	22500	0.48	public
8	BHARAT M KUBADIA HUF	25000	0.53	public
9	BHARATBHAI LUKHI	60000	1.28	public
10	BHARATBHAI MAIWALA	25000	0.53	public
11	BHAVANA KHANDOL	25000	0.53	public
12	CHANDA DEVI BAGHMAR	22500	0.48	public
13	CHAUDHARY JAGDISH MADHAVLAL	40000	0.85	public
14	CHAUDHARY VARSHA RAKESH	40000	0.85	public
15	DALPATRAJ POKHRAJ JAIN HUF	25000	0.53	public
16	DARSHAK MAHESH RUPANI	50000	1.07	public
17	DILIP NAGJI SHAH	25000	0.53	public
18	DILIP NAGJI SHAH	25000	0.53	public
19	DILIP SHANKERBHAI CHAUDHARY	40000	0.85	public
20	DINA MAHESH SHAH	25000	0.53	public
21	DINESH CHAND BAGHMAR AND SONS	22500	0.48	public
22	DINESH BHIMSHI FARIA	25000	0.53	public
23	DURLABHBHAI PATEL	90000	1.92	public
24	GURBINDERSINGH JASBIRSINGH GILL	25000	0.53	public
25	HARILAL RAVAJI PATEL	40000	0.85	public
26	HARSHAD SHANTILAL TANK	100000	2.13	public
27	HARSHAD VALLABHDAS TOLA	100000	2.13	public
28	HASMIUKH RAVJI SHAH	50000	1.07	public
29	HEMANT GAMANLAL MEHTA	100000	2.13	public
30	HEMANT LAJI VIRA	35000	0.75	public
31	HETAL VIDAY SHAH	50000	1.07	public
32	HIMATBHAI BABUBHAI SORATHIA	400000	8.52	public
33	ILABEN BHARATBHAI LUKHI	40000	0.85	public
34	JASBIRKAUR JASBIRSINGH GILL	25000	0.53	public
35	JASBIRSINGH SANTOKHSINGH GILL	25000	0.53	public
36	JATIN FARIA	50000	1.07	public
37	JAYESH CHAMPAKALAL SHAH	25000	0.53	public
38	JIGNA BHADRESH SHAH	180000	3.84	public
39	JITENDRA KHANDOL	25000	0.53	public
40	JYOTTI R KANABAR	25000	0.53	public
41	KARSANDAS PURSHOTTAM BHANSALI	25000	0.53	public



(II)(a) Statement showing details of Depository Receipts (DRs)

Sr. No.	Type of outstanding DR (ADRs, GDRs, SDRs, etc.)	Number of outstanding DRs	Number of shares underlying outstanding DRs	Shares underlying outstanding DRs as a percentage of total number of shares {i.e., Grand Total (A) + (B) + (C) indicated in Statement at para (I)(a) above}
1				
	TOTAL	0	0	0



(II)(b) Statement showing holding of Depository Receipts (DRs), where underlying shares held by 'promoter/promoter group' are in excess of 1% of the total number of shares

Sr. No.	Name of the DR Holder	Type of outstanding DR (ADRs, GDRs, SDRs, etc.)	Number of shares underlying outstanding DRs	Shares underlying outstanding DRs as a percentage of total number of shares {i.e., Grand Total (A)+(B)+(C) indicated in Statement at para (I)(a) above}
1			0	0
			0	0
TOTAL			0	0

For Hariganga Machineries & Engineering Services Ltd.

Director

